



2017-2018 IUPUI JAGUARS BASKETBALL

IUPUI

SCHEDULE/RESULTS (10-17, 7-9 HORIZON)

Date	Opponent	Result/Time
Nov. 3	# Carroll Univ.	W, 65-56
Nov. 11	at Bradley	L, 53-68
Nov. 13	Anderson	W, 75-43
Nov. 17	at Eastern Illinois	L, 79-80
Nov. 21	Morehead State	W, 67-61
Nov. 28	at Western Illinois	L, 77-90
Dec. 2	at Ball State	L, 64-83
Dec. 6	SIUE	L, 81-82
Dec. 10	at No. 21/21 Purdue	L, 61-86
Dec. 16	at Washington State	L, 59-72
Dec. 18	at No. 12/12 Gonzaga	L, 71-101
Dec. 22	IU Kokomo	W, 87-76
Dec. 28	*at Northern Kentucky	L, 59-77
Dec. 30	*at Wright State	L, 52-60
Jan. 2	*at Green Bay	W, 67-63
Jan. 4	*UIC	L, 65-70
Jan. 10	*Milwaukee	W, 72-71
Jan. 12	*Green Bay	W, 67-61
Jan. 16	*Detroit Mercy	W, 81-66
Jan. 18	*at Cleveland State	L, 67-70
Jan. 20	*at Youngstown State	L, 62-85
Jan. 27	*at UIC	L, 62-71
Feb. 2	*at Detroit Mercy	L, 60-74
Feb. 4	*at Oakland	L, 74-82
Feb. 8	*Cleveland State	W, 78-73
Feb. 10	*Youngstown State	L, 80-84
Feb. 16	*at Milwaukee	W, 76-71 (ot)
Feb. 19	*Oakland	W, 74-67
Feb. 23	*Wright State	11:00 am
Feb. 25	*Northern Kentucky	1:00 pm
Mar. 2	HL Tourney (1st rd)	tba
Mar. 3	HL Tourney (2nd rd)	tba
Mar. 4	HL Tourney (3rd rd)	tba
Mar. 5	HL Semifinals	tba
Mar. 6	HL Championship	tba

denotes exhibition

* denotes Horizon League games

& denotes Horizon League Tournament games

MEDIA COVERAGE

TV: ESPN3

Video Stream: ESPN3

Audio: none

Live Stats: IUPUIJags.com

Twitter: @IUPUIJaguars / @IUPUIMensBball

MBB CONTACT

Ed Holdaway - IUPUI Assistant AD

Email: eholdawa@iupui.edu

Twitter: @EdHoldaway

Cell: 317-908-2645

'03 NCAA TOURNAMENT, 2010 CBI

IUPUI (10-17, 7-9 HL) vs. WRIGHT STATE (21-8, 13-3 HL)

Friday, February 23, 2018 • 11:00 a.m. • Indianapolis • Indiana Farmers Coliseum (6,800)



STAT BREAKDOWN

IUPUI (10-17, 7-9)	WSU (21-8, 13-3)
69.3	PPG 72.0
73.6	Opp. PPG 65.7
43.0%	FG% 44.1%
47.4%	Opp. FG% 41.6%
34.0 (-0.1)	RPG (Margin) 35.7 (+2.2)
35.2%	3FG% 34.3%
65.0%	FT% 70.5%
14.3 (+0.5)	TO/G (Margin) 13.7 (+2.3)
303	RPI 112

SERIES BREAKDOWN

Overall:	2-10
Gardner vs. WSU:	0-1
in Dayton:	1-7
in Indianapolis:	1-3
neutral:	0-0
Last Meeting:	Dec. 30, 2017
Outcome:	WSU 60-52 (Dayton, Ohio)
Streak:	WSU has won 3
Quick Note:	WSU won 7 straight from 1977-84 IUPUI won first-ever meeting in 1976

THE JAGUARS



PROBABLE STARTERS (based on last game)

No.	Name	Yr.	Pos.	Ht.	Hometown	PPG	RPG	APG	FG%	3FG%	FT%
10	Nick Rogers	So.	G	6-1	Indianapolis, Ind.	4.9	1.7	3.3	.309	.279	.731
22	D.J. McCall	Jr.	G	6-6	Fort Wayne, Ind.	6.6	4.4	1.9	.428	.286	.633
25	Ron Patterson	Sr.	G	6-2	Indianapolis, Ind.	10.9	3.1	1.9	.418	.375	.676
24	Evan Hall	Jr.	F	6-7	Hindman, Ky.	8.0	6.3	0.7	.446	---	.292
45	Aaron Brennan	Sr.	F	6-6	Noblesville, Ind.	12.8	4.4	1.7	.466	.342	.797

OFF THE BENCH

0	Jaylen Minnett	Fr.	G	6-1	Terre Haute, Ind.	7.2	1.3	1.2	.399	.404	.821
1	T.J. Henderson	Jr.	G	6-0	Indianapolis, Ind.	10.7	2.4	2.0	.431	.343	.807
12	Chad Hudson	So.	G	5-11	Jeffersonville, Ind.	1.3	0.1	0.3	.333	.000	.714
31	Maurice Kirby	Gr.	F	6-9	Chandler, Ariz.	4.7	4.1	0.5	.500	---	.579
32	Elyjah Goss	R-Fr.	F	6-7	Bolingbrook, Ill.	3.7	3.4	0.3	.447	.273	.750
40	Evan Borgman	R-Fr.	F	6-9	Batesville, Ind.	1.0	0.6	0.0	.400	.000	.667

QUICK HITTERS

- IUPUI will close the regular season with a three-game homestand, hosting three of the league's top four teams. The Jaguars opened the homestand with Monday's 74-67 victory over Oakland University, keyed by Aaron Brennan's team-high 18 points and Evan Hall's second double-double (13 points, 12 rebounds).
- Hall is the reigning Horizon League Player of the Week after posting 20 points, 11 rebounds and four blocked shots in last week's road victory at Milwaukee.
- IUPUI completed a clean sweep of the Wisconsin portion of the Horizon League schedule on Friday with a season sweep of Milwaukee. The Jags also swept Green Bay in their inaugural Horizon League campaign.
- The Jaguars are ranked 58th in the country in turnovers forced (15 to/gm) and 81st nationally in steals (7.1 spg). Junior D.J. McCall is second in the Horizon League and 95th nationally with 1.68 steals/game.
- In league play, senior Aaron Brennan (13.5 ppg) leads a balanced attack and is joined in double-digits by T.J. Henderson (10.3) and Ron Patterson (10.3). Seven players average at least 5.8 points per game as Evan Hall (8.1), Jaylen Minnett (7.1), D.J. McCall (6.9) and Nick Rogers (5.8) make up the Jags' top seven. All seven of those individuals average between 19-28 minutes per game in Horizon League play.
- Aaron Brennan is the lone IUPUI player to have started all 27 games this season. Gardner has used seven different combinations with nine different players having made at least one start. IUPUI used the group of Brennan, Evan Hall, Nick Rogers, D.J. McCall and Ron Patterson for 15 straight games before inserting redshirt freshman Evan Borgman for Patterson at Oakland on Feb. 4.
- IUPUI has opened the season 2-2 in all four years since Gardner took over and never gotten back to .500 at any point in the seasons. All four years, the Jags have begun at 2-2 and dropped the fifth and sixth games of the season.
- IUPUI made the move to the Horizon League in the offseason after spending 19 years at the Division I level as a member of The Summit League. The Jaguars were picked to finish tenth in the league according to the preseason polls and no member of the Jaguars' roster earned preseason plaudits.
- The Jaguars graduated their top three players from a season ago in seniors Darell Combs (16.8 ppg, 63 3's), Matt O'Leary (13.9 ppg, 6.1 rpg, 68 3's) and Kellon Thomas (9.5 ppg, 90 FT%). All three started all 32 games last season and Combs (Italy) and O'Leary (Spain) signed to play overseas this season.

2017-2018 ROSTER

NUMERIC ROSTER

##	Name	Pos.	Ht.	Wt.	Yr.	Hometown/High School (Previous)
0	Jaylen Minnett	G	6-1	180	Fr.	Terre Haute, Ind./Terre Haute South
1	T.J. Henderson	G	6-0	160	Jr.	Indianapolis, Ind./Scecina
4	Mike Sagay #	F	6-7	200	So.	Bloomfield, Conn./St. Thomas More (Boston College)
5	Camron Justice #	G	6-3	180	Jr.	Hindman, Ky./Knott County Central (Vanderbilt)
10	Nick Rogers	G	6-1	170	So.	Indianapolis, Ind./Traders Point Academy (Toledo)
12	Chad Hudson	G	5-11	175	So.	Jeffersonville, Ind./Jeffersonville / Don Bosco Prep
15	Ahmed Ismail #	C	7-1	260	Sr.	Cairo, Egypt/Nakhas Zagazig (Manhattan)
22	D.J. McCall	G	6-6	190	Jr.	Fort Wayne, Ind./Concordia Lutheran
24	Evan Hall	F	6-7	200	Jr.	Hindman, Ky./Knott County Central
25	Ron Patterson	G	6-2	200	Sr.	Indianapolis, Ind./Broad Ripple (Syracuse)
31	Maurice Kirby	F	6-9	240	Gr.	Chandler, Ariz./Basha (Loyola [Ill.])
32	Elyjah Goss	F	6-7	190	R-Fr.	Bolingbrook, Ill./Plainfield East
40	Evan Borgman	F	6-9	205	R-Fr.	Batesville, Ind./Jac-Cen-Del
45	Aaron Brennan	F	6-6	225	Sr.	Noblesville, Ind./Guerin Catholic
	Trevor Johnson #	G	6-2	170	Jr.	Flagstaff, Ariz./Flagstaff (Mesa [Ariz.] C.C.)

will sit out the 2017-18 season as a Division I transfer

COACHING STAFF

Head Coach:	Jason Gardner
Alma Mater:	Arizona, '11
Career Record:	(47-75; 4th season)
IUPUI Record:	(47-75; 4th season)
Conference Record:	(29-35; 4th season)
Associate Head Coach:	Matt Crenshaw
Alma Mater:	IUPUI, '04
Assistant Coach:	Roy Hairston
Alma Mater:	Purdue, '97
Assistant Coach:	Matt Bringman
Alma Mater:	Palm Beach Atlantic, '06
Senior Advisor:	Andy Fagan
Alma Mater:	Indiana, '01
Strength Coach:	Jason Quarles
Alma Mater:	IUPUI, '12

PRONUNCIATION GUIDE

Jaylen MINNETT	(min- NET)
ELYJAH Goss	(uh-lye- JUH)

RADIO / TV ROSTER



#0 - JAYLEN MINNETT
6-1 // Fr. // G
Terre Haute, Ind.



#1 - T.J. HENDERSON
6-0 // So. // G
Indianapolis, Ind.




#10 - NICK ROGERS
6-1 // So. // G
Indianapolis, Ind.



#12 - CHAD HUDSON
5-11 // So. // G
Jeffersonville, Ind.



#22 - D.J. McCALL
6-6 // Jr. // G
Fort Wayne, Ind.



#24 - EVAN HALL
6-7 // Jr. // F
Hindman, Ky.



#25 - RON PATTERSON
6-2 // Sr. // G
Indianapolis, Ind.



#31 - MAURICE KIRBY
6-9 // Gr. // F
Chandler, Ariz.



#32 - ELYJAH GOSS
6-7 // R-Fr. // F
Bolingbrook, Ill.



#40 - EVAN BORGMAN
6-9 // R-Fr. // F
Batesville, Ind.



#45 - AARON BRENNAN
6-6 // Sr. // F
Noblesville, Ind.



JASON GARDNER
Head Coach
4th season

CAREER DOUBLE-DIGIT PERFORMANCES/STARTS

Double-Digit Scoring Games

Name	Season	Career
Brennan	15	33
Goss	1	1
Hall	11	24
Henderson	16	29
Kirby	2	2
McCall	4	11
Minnett	7	7
Patterson	14	32
Rogers	2	2

20+ Point Scoring Games

Name	Season	Career
Brennan	3	3
Hall	1	2
Henderson	1	1
McCall	1	2

Double-Digit Reb. Games

Name	Season	Career
Brennan	1	2
Goss	1	1
Hall	6	9
McCall	0	3

Double-Doubles

Name	Season	Career
Brennan	1	2
Hall	3	5

Games Started

Name	Season	Career
Borgman	1	1
Brennan	27	69
Hall	26	60
Henderson	5	7
Kirby	1	1
McCall	24	61
Minnett	4	4
Patterson	25	35
Rogers	22	22

POLLS

Associated Press				Coaches			
Week 16 (Feb. 19)				Week 16 (Feb. 19)			
Rank	Team (1st)	Rank	Team (1st)	Rank	Team (1st)	Rank	Team (1st)
1	Virginia (42)	1	Michigan State (20)	1	Michigan State (20)	1	Michigan State (20)
2	Michigan State (19)	2	Virginia (8)	2	Virginia (8)	2	Virginia (8)
3	Villanova (4)	3	Villanova (4)	3	Villanova (4)	3	Villanova (4)
4	Xavier	4	Xavier	4	Xavier	4	Xavier
5	Duke	5	Duke	5	Duke	5	Duke
6	Gonzaga	6	Gonzaga	6	Gonzaga	6	Gonzaga
6	Texas Tech	7	Texas Tech	7	Texas Tech	7	Texas Tech
8	Kansas	8	Kansas	8	Kansas	8	Kansas
9	Purdue	9	Purdue	9	Purdue	9	Purdue
10	North Carolina	10	North Carolina	10	North Carolina	10	North Carolina
11	Cincinnati	11	Cincinnati	11	Cincinnati	11	Cincinnati
12	Auburn	12	Wichita State	12	Wichita State	12	Wichita State
13	Wichita State	13	Auburn	13	Auburn	13	Auburn
14	Arizona	14	Arizona	14	Arizona	14	Arizona
15	Clemson	15	Ohio State	15	Ohio State	15	Ohio State
16	Ohio State	16	Michigan	16	Michigan	16	Michigan
17	Michigan	17	Clemson	17	Clemson	17	Clemson
18	Rhode Island	18	Rhode Island	18	Rhode Island	18	Rhode Island
19	Tennessee	19	Tennessee	19	Tennessee	19	Tennessee
20	Nevada	20	Saint Mary's	20	Saint Mary's	20	Saint Mary's
21	West Virginia	21	West Virginia	21	West Virginia	21	West Virginia
22	Saint Mary's	22	Nevada	22	Nevada	22	Nevada
23	Houston	23	Houston	23	Houston	23	Houston
24	Middle Tennessee	24	Middle Tennessee	24	Middle Tennessee	24	Middle Tennessee
25	Florida State	25	Arizona State	25	Arizona State	25	Arizona State

MID-MAJOR TOP 25

February 19					
Rk	Team (1st)	Record	Pts.	Prev.	Conf.
1.	Gonzaga (31)	25-4	775	1	West Coast
2.	Louisiana	23-4	710	5	Sun Belt
3.	South Dakota	24-6	697	6	Summit
4.	Saint Mary's	25-4	639	3	West Coast
5.	ETSU	23-5	636	4	Southern
6.	South Dakota State	23-6	599	7	Summit
7.	Loyola Chicago	23-5	598	8	Missouri Valley
8.	New Mexico State	22-5	587	2	Western Athletic
9.	Charleston	22-6	485	10	Colonial
10.	Murray State	22-5	475	15	Ohio Valley
11.	Vermont	22-6	462	9	America East
12.	Buffalo	20-7	421	14	Mid-American
13.	Belmont	22-7	417	16	Ohio Valley
14.	UC Santa Barbara	20-6	348	11	Big West
15.	BYU	21-8	317	13	West Coast
16.	Montana	20-7	277	12	Big Sky
17.	UNC Greensboro	21-7	256	17	Southern
18.	Stephen F. Austin	22-5	214	20	Southland
19.	Bucknell	20-9	195	23	Patriot
20.	Wright State	20-8	129	NR	Horizon
21.	Northern Kentucky	19-8	112	19	Horizon
22.	Penn	19-7	102	25	Ivy League
23.	Toledo	19-8	92	21	Mid-American
24.	Utah Valley	19-8	73	NR	Western Athletic
25.	Rider	21-7	69	NR	Metro Atlantic

HORIZON LEAGUE

Horizon League Standings			
through Feb. 21			
Team	Overall (Pct.)	HL (Pct.)	
Wright State	21-8 (.724)	13-3 (.813)	
Northern Kentucky	20-8 (.714)	13-3 (.813)	
UIC	17-12 (.586)	12-4 (.750)	
Oakland	17-12 (.586)	9-7 (.563)	
Milwaukee.....	14-15 (.483)	7-9 (.438)	
IUPUI.....	10-17 (.370)	7-9 (.438)	
Youngstown State.....	8-22 (.267)	6-11 (.353)	
Green Bay	10-19 (.345)	5-11 (.313)	
Cleveland State.....	8-22 (.267)	5-12 (.294)	
Detroit Mercy	8-21 (.276)	4-12 (.250)	

Upcoming Schedule		
Date	Game	Time
2/22	Green Bay at Oakland	7pm
	Milwaukee at Detroit Mercy	7pm
2/23	Wright St. at IUPUI	11am
	Northern Ky. at UIC	8pm
2/24	Green Bay at Detroit Mercy	2pm
	Milwaukee at Oakland	3pm
	Cleveland St. at Youngstown St.	7pm
2/25	Northern Ky. at IUPUI	1pm
	Wright St. at UIC	6pm

IUPUI Horizon League Award Winners		
Feb. 19	Evan Hall	Player of the Week
	(avg. 20 pts, 10 reb, 4 blk, 66.7 FG%)	

IUPUI in Horizon League Stats		
as of Feb. 18 [denotes NCAA ranking]		
Category	HL [Nat Rk.]	Stat
Scoring	8th	69.1 ppg
Scoring Defense.....	5th	73.9 ppg
Scoring Margin.....	7th	-4.7 ppg
Free Throw %	10th	64.5%
Field Goal %	9th	42.9%
Field Goal % Def	9th	48.0%
3Pt Field Goal %	4th	34.9%
3Pt Field Goal % Def....	5th	36.0%
Rebounding Offense....	9th	33.8 rpg
Rebounding Defense	t-3rd	33.8 rpg
Rebounding Margin	t-6th	+0.0 rpg
Blocked Shots	5th	3.4 bpg
Assists	t-7th	13.0 apg
Steals	t-4th [81st]	7.1 spg
Turnover Margin.....	5th	+0.5/game
Assist/TO Ratio	9th	0.90 a/to
Offensive Rebounds.....	2nd [43rd]	12.2 rpg
Defensive Rebounds....	10th	21.6 rpg
3Pt Field Goals Made...	t-7th	7.2/game
Home Attendance.....	10th	888/game

Player Horizon [Natl Rk.]			Stat
Aaron Brennan			
FG%	13th		46.5%
Scoring	t-17th		12.6 ppg
Evan Hall			
Off. Reb.	4th [87th]		2.6 rpg
Blocked Shots	t-10th		0.8 bpg
Rebounding	10th		6.0 rpg
T.J. Henderson			
FT%	13th		80.7%
Scoring	t-22nd		10.8 ppg
D.J. McCall			
Steals	2nd [95th]		1.7 spg
Off. Reb.	t-14th		1.8 rpg
Jaylen Minnett			
3FG%	4th		40.7%
3FG/Gm.	t-12th		1.8/game
Ron Patterson			
3FG/Gm.	7th		2.2/game
Steals	t-9th		1.2 spg
3FG%	12th		37.3%
Blocked Shots	t-13th		0.7 bpg
Scoring	t-22nd		10.8 ppg
Nick Rogers			
Ast/TO Ratio	6th		1.50 ast/to
Assists	t-7th		3.3 apg

LAST TIME OUT

IUPUI rattled off a second straight win and a third in four games when the Jaguars defeated Oakland on Monday night (Feb. 19), 74-67. Senior **Aaron Brennan** led four Jags in double-digits with 18 points and junior **Evan Hall** recorded his second straight double-double with 13 points and 12 rebounds.

The Jags staved off a late Oakland rally, including making all 10 free throw attempts in the final four-plus minutes to knock off the Golden Grizzlies. OU's Kendrick Nunn led all scorers with 29 points, put the guests shot just 34.8 percent overall and 8-of-31 (25.8 percent) from three-point range. Conversely, IUPUI shot 47 percent overall and 6-of-12 from three.

SEED WATCH

With two games remaining, IUPUI can finish as high as the No. 4 seed in the upcoming Horizon League Tournament and as low as the No. 7 seed. To finish No. 4, IUPUI would need to sweep the remaining two home games, have Milwaukee sweep their final two games and have Oakland go 0-2 to finish (all three teams would be 9-9).

ONE HALL OF A NIGHT LEADS TO HL POTW

Junior **Evan Hall** had one of the best games of his career at Milwaukee on Friday, finishing with 20 points (10-of-15 FG), 10 rebounds and a career-high four blocked shots in the victory. It was Hall's fourth career double-double and he closed one point shy of his career-high in the scoring column. It was his eighth career game with at least 10 rebounds and the first time this season he's led the Jaguars in scoring.

Hall was later named Horizon League Player of the Week, becoming the first IUPUI player to ever earn the award.

HALL GOES BACK-TO-BACK

Junior **Evan Hall** is riding back-to-back double-doubles for the first time in his career and is the first IUPUI player to post back-to-back double-doubles since **Marcellus Barksdale** had three-in-a-row from Dec. 18-23, 2013 (Nicholls State, at Indiana State, at SEMO).

Hall is averaging 16.5 points and 11 rebounds per game while shooting 57.7 percent from the floor the past two games.

BENCH NOTES

The IUPUI bench has been especially strong, averaging 25 points per game, including a season-high 43 at Oakland on Feb. 4. The past four years, the IUPUI bench has outscored opponents in 83 of 122 (68 percent) of its games, going 41-42 in those contests.

BENCH NOTES, PART II

For the year, IUPUI is getting 36 percent of its points from reserves, primarily keyed by **T.J. Henderson** and **Jaylen Minnett**. The Jags bench has hit for 40-or-more points in a game six times this season.

BENCH NOTES, PART II

IUPUI's top scorer has been a reserve 10 times this season. Four different players have contributed to those seven occasions.

Patterson (1): at Ball State (14 pts)
Kirby (1): at Purdue (16 pts)
Minnett (3): at Wright St. (11 pts), at UDM (12 pts), at Oakland (16 pts)
Henderson (5): at Gonz (18 pts), IUK (19 pts), at GB (13 pts), CSU (19 pts), YSU (22 pts)

SINCE OAKLAND

Since the second half of the Oakland game (Feb. 4), junior **T.J. Henderson** has been on a tear. He scored 14 points in the second half at Oakland and followed with back-to-back career-high efforts of 19 against Cleveland State (Feb. 8) and 22 against Youngstown State (Feb. 10). The past five games, Henderson is averaging 15.4 points and shooting 54.3 percent (25-of-46) from the field and 83 percent (20-of-24) from the foul line.

FREE MONEY?

IUPUI is shooting just 65 percent from the foul line this season, which would mark the program's lowest mark in the Division I-era. The current lowest mark is 65.4 percent from 2008-09. The lowest single-season on record was a 62.7 percent mark in 1976-77.

NO. 1 FOR 6TH

Henderson is making a compelling case for Horizon League Sixth Man of the Year honors, leading the league in scoring (10.3 ppg) among those who have yet to start a game in league play. Wright State's Jaylon Hall (9.6 ppg) is just behind Henderson at this juncture.

THEFT ALERT

Junior **D.J. McCall** is currently second in the Horizon League (101st nationally) with 1.65 steals per game. The junior guard has 43 steals this season, surpassing his career total of 41 entering this season in 63 games.

ROSTER CHANGES

The IUPUI program had a few roster changes at the turn of the semester as one player

departed the program and two others joined the Jaguars. Little used sophomore **Noah Thomas** left the program after having appeared in just two games in the first semester. Thomas, a 6-foot-9 center, totaled four points and four rebounds in eight total minutes.

On the flip side, the Jaguars brought in a pair of transfers as **Mike Sagay** (Boston College) and **Trevor Johnson** (Mesa [Ariz.] C.C.) joined the program. Sagay, a 6-foot-7 forward, comes to IUPUI with two-and-a-half years of eligibility, after having played 15 games at Boston College last season. A 3-star recruit, Sagay was ranked among Connecticut's top players as a senior at St. Thomas More High School.

Johnson, a 6-foot-2 guard, comes to IUPUI with two years of eligibility remaining. Johnson was an All-State performer while at Flagstaff [Ariz.] High School before attending Mesa Community College.

Both are able to begin practice with the team immediately.

STARTER NOTES

In the early portion of the season, head coach **Jason Gardner** continued to tweak the Jaguars' starting five, using six different quintets. For the year, senior **Aaron Brennan** is the lone Jag to have started all 27 games and

Evan Hall is next with 26 starts. Nine of the Jaguars' 11 players have at least one start this season with freshman **Evan Borgman** getting the nod at Oakland.

The group of Brennan, Hall, **Ron Patterson**, **D.J. McCall** and **Nick Rogers** started 15 straight games (5-10) before Gardner inserted Borgman for Patterson at Oakland on Feb. 4.

WIN/LOSS SPLITS

In IUPUI's 10 wins, the Jags have shot 47.2 percent from the field and held foes to 40 percent overall and 28.8 percent from deep. In addition, the Jags have outrebounded opponents by 4.6 boards per game in the 10 wins.

In the Jaguars' 17 losses, IUPUI has shot just 40.7 percent overall and allowed opponents to shoot a robust 52.1 percent from the field and 40 percent from beyond the arc. In addition, IUPUI has been outrebounded by 2.8 boards per game in the 17 losses.

IN LEAGUE PLAY...

IUPUI has defended the three well in Horizon League play, yielding 31.7 percent from deep in 16 games. On the flip side, IUPUI is shooting 37.7 percent from deep in league play, led by Brennan (44.2) and Minnett (41.4). Patterson tops the team with 33 made 3's in league play while Minnett has 29.

IUPUI has made as many or more threes than their opponents in 12 of 16 league games thus far.

MAKE SHOTS, WIN GAMES

The most telling number of outcomes of games under head coach **Jason Gardner** has simply been field goal percentages.

IUPUI is 43-8 (.843) in games in which the Jaguars have shot a better percentage than opponents and just 4-67 (.056) when being outshot.

The Jan. 10 Milwaukee win is the only time this season IUPUI has been outshot and won the game.

GETTING LOOKS

Two areas where IUPUI has excelled this season are offensive rebounding (50th nationally - 12 rpg) and forcing turnovers (66th nationally - 14.8 to/g).

Because of those numbers, IUPUI has *attempted* 112 more shots than their foes for the year, good for 4.1 shot attempts per game.

GRADE CHECK

Ten members of the IUPUI basketball team earned at least a 3.0 grade point average during the fall semester - **Evan Borgman**, **Aaron Brennan**, **Elijah Goss**, **Evan Hall**, **T.J. Henderson**, **Chad Hudson**, **Ahmed Ismail**, **Maurice Kirby**, **D.J. McCall** and **Noah Thomas**.

LEAGUE OPENERS

Head coach **Jason Gardner** is 3-1 in league openers, having won all three of his Summit League openers before losing his Horizon League opener at NKU.

1/4/15 - at Fort Wayne (63-58)
1/1/16 - at South Dakota (77-66)
12/31/16 - Western Illinois (89-71)
12/28/17 - at Northern Kentucky (59-77)

DOUBLE-DIGIT COUNT

T.J. Henderson has a team-high 16 double-digit scoring games this season while **Aaron Brennan** is next in line with 15 games in doubles.

SNAPPED AT 13

Senior **Ron Patterson** opened the year making at least one three in 13 straight games - his longest stretch of his college career. His longest streak last season was 10 straight games from Jan. 5-Feb. 8.

DEFENDING THE TREY

The Jaguars struggled to defend the three-point line during the non-league schedule, yielding 36.5 percent. Below are some instances of the Jaguars' woes, both individually and collectively:

at Bradley (57.1%) - Nate Kennell (5-of-9)
at EIU (45.0%) - Terrell Lewis (7-of-9)
at WIU (58.8%) - Kobe Webster (5-of-7)
vs. SIUE (68.8%)

TOUGH THREE

IUPUI endured arguably the toughest three-game stretch in program history with road games at No. 21 Purdue (L, 61-86), at Washington State (L, 59-72) and at No. 12 Gonzaga (L, 71-101). The losses at Purdue and Gonzaga dropped IUPUI to 0-17 all-time against nationally ranked foes.

In the non-conference slate, IUPUI had the nation's 50th toughest schedule (hardest in the Horizon League) according to KenPom.com.

FIVE KEY NUMBERS

Below are five key numbers from the Jaguars' win over Oakland.

13-12: Points-rebounds from **Evan Hall** in the win, including four offensive caroms; the 12 boards represented a new career-high

9: Jags tied their season-high with nine blocked shots with seven different players contributing to the total

10-10: IUPUI was 10-of-10 from the charity stripe in the final four-plus minutes

29.4%: Oakland's FG shooting percentage in the second half

28.6%: Oakland's FG percentage aside from Kendrick Nunn's 9-of-17 shooting performance

O-FOR-RANKED

IUPUI has never defeated a ranked opponent, going 0-17 versus the ranked in the program's Division I era. Below is a listing of those 17 results, 12 of which were true road games.

The Jaguars' average margin of defeat is 21.2 points per game in the 17 total losses:

12/13/99 at #2 Arizona L, 41-70
12/15/01 vs. #20 Ball State L, 81-103
3/21/03 vs. #2 Kentucky L, 64-95 // NCAA - Nashville, TN
12/13/03 at #25 Dayton L, 59-61
12/18/04 at #18 Louisville L, 60-80
11/10/07 at #11 Marquette L, 68-78
12/14/08 vs. #20 Arizona St. L, 58-59 (ot) Phoenix, Ariz.
11/14/10 at #12 Gonzaga L, 56-86
11/21/10 vs. #25 San Diego State L, 46-61 Oxford, Ohio
12/9/10 at #2 Ohio State L, 64-75

SERIES HISTORY				
WRIGHT ST. (2-10)				
Date	Loc	Score	W/L	
11-29-76	A	89-84	W	
12-19-77	H	79-82	L	
1-27-79	A	64-117	L	
1-26-80	H	77-92	L	
1-3-81	A	61-81	L	
1-25-82	A	87-96	L	
1-12-83	H	65-76	L	
1-11-84	A	72-94	L	
1-9-85	H	77-74	W	
1-8-86	A	73-97	L	
2-2-87	A	82-92	L	
1-30-17	A	52-60	L	

NEWS, NOTES & STORYLINES (CONT.)

12/22/10 vs. #7 San Diego State L, 54-56 Las Vegas, Nev.
12/7/11 at #5 Louisville L, 60-90
11/12/12 at #5 Michigan L, 54-91
12/7/15 at #11 Purdue L, 53-80
12/28/15 at #9 Butler L, 54-92
12/10/17 at #21 Purdue L, 61-86
12/18/17 at #12 Gonzaga L, 71-101

AT THE HORN

Winning games at the horn has been a staple of head coach **Jason Gardner's** squads. Since Gardner took over, IUPUI has won five games in the closing seconds, including three as time expired:

P.J. Boutte 15' floater at the horn vs. Ball State (71-69 / Nov. 22, 2014)
Marcellus Barksdale layup at the horn at IPFW (84-82 / Jan. 23, 2016)
Jordan Pickett wing 3 with :02 vs. NDSU (73-72 / Jan. 31, 2016)
Darell Combs wing J with :01.5 vs. SDSU (85-83 / Jan. 18, 2017)
Evan Hall layup at the horn vs. Milwaukee (72-71 / Jan. 10, 2018)

FRESH STARTS

In the season opener at Bradley, true freshman **Jaylen Minnett** became the first IUPUI true rookie to start his debut since **Alex Young** did so against Northeastern in 2008.
Minnett had five points, two boards and an assist in his IUPUI debut.

JAGS LOCK UP RAVENS

While head coach **Jason Gardner** has preached defense in the preseason, the win over Anderson was especially impressive in that IUPUI held the Ravens to just 43 points. The 43 were the fewest by a foe since Gardner took over the program and just the second time an IUPUI opponent tallied less than 50 in the Gardner-era (49 vs. Denver on Jan. 10, 2015).

The 43 points allowed was the lowest total by an IUPUI opponent since holding Western Illinois to 42 on Feb. 6, 2010.

FULL STRENGTH

The Nov. 21 Morehead State game was the first time all season the Jags were at full strength. **Evan Hall**, **D.J. McCall** and **Nick Rogers** all missed time in the season's first three games.

IUPUI has nine scholarship players available this season with three other scholarship student-athletes sitting out as Division I transfers.

GRADS

The IUPUI roster boasts three graduates this season as **Maurice Kirby** completed his degree at Loyola (Ill.) and is pursuing his master's in sports journalism. In addition, junior guard **D.J. McCall** completed his undergraduate work in three years and is now pursuing his master's degree at IUPUI. **Aaron Brennan** completed his degree requirements during the recently finished fall semester.

TRENDING

When head coach **Jason Gardner** took over the IUPUI program prior to the 2014-15 season, he knew it was going to be a lengthy rebuild. The Jags were on the heels of back-to-back 6-26 seasons and 300+ RPI finishes. As expected, Gardner has had IUPUI steadily rising since his takeover:

	Record	RPI	Final Sagarin
2012-13:	6-26	329	332
2013-14:	6-26	322	332
2014-15:	10-21	257	278
2015-16:	13-19	191	226
2016-17:	14-18	217	202

SIXTH OLDEST

Unofficially, senior swingman **Ron Patterson** is the sixth-oldest player in all of college basketball this season and will turn 25 on Jan. 24 of this season. Here is a quick rundown of those older than him going into the season with their ages as of Nov. 10, 2017:

Josh Boutte (Sam Houston St.): 25 years, 307 days
Gibson Johnson (Hawaii): 25 years, 273 days
Zach Nelson (Utah Valley): 25 years, 143 days
Isaac Neilson (Utah Valley): 24 years, 352 days
Kyle Brown (Cornell): 24 years, 345 days
Ron Patterson (IUPUI): 24 years, 296 days

HOOSIER MADE

IUPUI has the second-most Indiana-natives of any team in the country with nine, trailing only Ball State. Of the nine Indiana natives, four are from the Indianapolis-area in **Aaron Brennan**, **T.J. Henderson**, **Ron Patterson** and **Nick Rogers**.

NEW LEAGUE, OLD RIVALS

Although IUPUI will be in year one of Horizon League play, that doesn't mean there won't be some recognizable foes in league play.

The most recognizable will be longtime Mid-Con/Summit foe Oakland University, which IUPUI played 36 times between 1998 and 2013 as league foes. Oakland leads the all-time series 25-16, which includes five meetings in the mid-/late 70's.

Another former league foe in the Horizon League is Youngstown State, which IUPUI played six times from 1999-2001 before the Penguins moved leagues. YSU is 8-1 all-time against IUPUI, which includes three meetings from the mid-/late 70's.

Another familiar face is Wright State head coach Scott Nagy, who was the longtime leader of the South Dakota State program before taking over the Raiders a couple seasons ago. While at the helm of the SDSU program, Nagy was 13-7 against the Jaguars.

BRING 'EM ON

IUPUI added a new assistant coach in the offseason as **Matt Bringman** joined the Jaguars' staff, replacing Scott Gillespie. Bringman came to IUPUI from South Plains (Texas) College where he helped the Texans to a 2-year record of 53-11 and 28-4 in conference play. South Plains was 3rd at 2017 NJCAA National Championships in Hutchinson, Kan.

Bringman helped a number of players on to Division I opportunities, including Jordan Brangers (Western Kentucky), Raquan Mitchell (Colorado State), Shawntrez Davis (Nevada) and Josh Webster (Texas Tech).

OVERSEAS ADVENTURES

IUPUI's top two players from a season ago - seniors **Darell Combs** and **Matt O'Leary** - are both continuing their playing careers overseas this winter.

Combs inked a deal in early September to play for the Roseto Sharks in Italy's second division. Combs had an NBA workout with the Washington Wizards before ultimately seeking employment overseas.

O'Leary signed in late July to continue his career with Penas Huesca in the LEB Gold - Spain. LEB Gold is the the second division in Spain and known as one of the top leagues in Europe. In addition, former Jaguars **Alex Young** and **Robert Glenn** are also continuing to play overseas.

NEW SIGNEES

IUPUI inked a pair at the start of the fall signing period, adding size in 6-foot-7 **Jack Hansen** (Noblesville, Ind./Guerin Catholic) and 6-foot-10 **Brandon Kenyon** (Caledonia, Ontario/RISE Prep).

Hansen played AAU with Team Blaze Select and was Gardner's first commitment of the 2018 class and chose IUPUI over interest from Valpo, Indiana State and Wright State. He averaged 19 points and nine rebounds per game as a junior and is among the state's top players heading into this season.

Kenyon played AAU with UPLAY Canada and excelled on the Nike EYBL circuit last summer. His UPLAY squad boasts Florida, Central Arkansas and Loyola signees while The RISE Prep program is expected to be among the best in the Ontario Scholastic Basketball Association (OSBA).

UNIVERSITY QUICK FACTS

Location Indianapolis, Ind.
Founded 1969
Nickname Jaguars
Colors Red, gold & black
Enrollment 30,690
Affiliation NCAA Division I
Conference The Horizon League
Home Facility (Cap.) Indiana Farmers Coliseum (6,800)
Chancellor Dr. Nasser Paydar
Athletics Director Dr. Roderick Perry
Website www.IUPUIJags.com
Twitter @IUPUIJaguars
Athletics Phone (317) 278-5247
Mailing Address 1000 Waterway Blvd.
..... Indianapolis, IN 46202

BASKETBALL HISTORY

First Yr. of basketball 1972
Seasons of basketball 46th
Seasons of Division I basketball 20th
Division I (1998-pres.) Record 248-266 (.481)
NCAA Appearances 1
Last NCAA Appearance 2003
Last Postseason Appearance 2010 (CBI - Second Round)

UNIVERSITY NOTES

ABOUT THE UNIVERSITY

IUPUI is a public research university located in downtown Indianapolis that is the result of a merger of the Purdue Indianapolis Extension Center (1946) and Indiana University Indianapolis (1916). The merger was completed in 1969 and athletics began in 1972.

The university offers more than 200 degree programs and boasts an enrollment over 30,000 (22,000 undergrad and 8,000 postgrad). The university also boasts an endowment of more than \$850 million.

The university is ranked among the Top 200 "National Universities" and ranked 7th for "Up and Coming Schools." U.S. News has ranked IUPUI among the nation's elite for 13 straight years.

ATHLETIC PROWESS

IUPUI was a primary beneficiary of the 1987 Pan-American Games in Indianapolis and continues to boast some world renowned facilities.

The IU Natatorium is located on the IUPUI campus and is among the best swimming & diving facilities in the world. It has hosted the U.S. Olympic Team Trials four different times and 12 NCAA National Championship meets. In addition, the 2017 World Juniors were held at IUPUI and 16 world records have been set in the Natatorium water.

Adjacent west is the Michael A. Carroll Track & Soccer Stadium which has hosted several USA Outdoor Track & Field Championships and NCAA Championships, along with the 1988 US Olympic Trials. Florence Griffith-Joyner set the 100m world record of 10.49 on the track.

In basketball circles, IUPUI is best known as the long-time host of the Nike All-American Camp, which was held on campus for two decades. The nation's top prep players and coaches from every level converged on campus for two weeks each summer in what was considered the elite college recruiting event of the year. Alum included LeBron James, Chris Webber, Allen Iverson, Kevin Garnett, Jason Kidd and Paul Pierce, among many others.

GEORGE HILL

IUPUI's best known basketball alum is current NBAer **George Hill**, who is in his tenth year in the league this season. Hill was originally drafted by the San Antonio Spurs (1st rd., 26th overall) in 2008.

He's played for the Spurs (2008-11), Indiana Pacers (2011-16), Utah Jazz (2016-17) and Sacramento Kings (2017-18) before recently being traded to the Cleveland Cavaliers. Hill has played in more than 600 games and made nearly 400 starts in his NBA career.

..... from the mid-/late 70's.

2017-2018 MISCELLANEOUS STATISTICS

IUPUI'S RECORD WHEN...

	'17-18	2018	Under
	Overall	HL	Gardner
Home:	8-3	5-2	29-17
Away:	2-14	2-7	17-54
Neutral:	0-0	0-0	1-4
Overtime:	1-0	1-0	5-6
Lead @ Halftime:	6-3	4-2	35-12
Trail @ Halftime:	3-14	2-7	9-60
Tied @ Halftime:	1-0	1-0	3-3
Leading w/ 5:00 left:	9-2	6-1	39-6
Trailing w/ 5:00 left:	0-14	0-8	3-65
Tied w/ 5:00 left:	1-1	1-0	5-4
Shooting 50% or better:	4-2	2-0	22-3
Shooting 40-50%:	5-7	4-6	23-35
Shooting less than 40%:	1-8	1-3	2-37
Shooting better % than opp.	9-1	6-0	43-8
Shooting worse % than opp.	1-16	1-9	4-67
Scoring less than 60:	0-4	0-2	3-26
Score 60-69 pts:	3-7	2-5	7-27
Score 70-79 pts:	5-4	4-1	18-15
Score 80-89 pts:	2-2	1-1	16-7
Score 90+ pts:	0-0	0-0	3-0
Opp. scores less than 60:	2-0	1-0	9-5
Opp. scores 60-69 pts:	4-2	3-1	18-14
Opp. scores 70-79 pts:	4-6	3-5	12-27
Opp. scores 80-89 pts:	0-7	0-3	8-19
Opp. scores 90+ pts:	0-2	0-0	0-10
Commit less TO than opp.	3-9	1-4	22-31
Commit more TO than opp.	4-8	3-5	22-41
Commit same TO as opp.	3-0	3-0	3-3
Outrebound opponent:	7-6	5-4	30-22
Outrebounded:	2-10	2-4	15-50
Rebounding is equal:	1-1	0-1	2-3
Bench outscores opp.:	9-11	6-7	41-42
Bench is outscored:	1-5	1-2	6-28
Bench scoring is equal:	0-1	0-0	0-5
Hit more FT than opp.:	5-4	4-2	28-12
Hit less FT than opp.:	5-12	3-6	18-60
Hit same FT as opp.:	0-1	0-1	1-3
Hit more 3's than opp.:	4-7	3-6	21-28
Hit less 3's than opp.:	3-9	2-2	20-38
Hit same 3's as opp.:	3-1	2-1	6-9
Decided by 5 pts or less:	4-5	4-3	21-19
Decided by 6-10 points:	3-3	2-3	7-21
Decided by 10+ points:	3-9	1-3	19-35
In home whites:	8-3	5-2	30-17
In road blacks:	2-7	2-4	4-22
In road reds:	0-7	0-3	13-36
7 in double-digits:	0-0	0-0	1-0
6 in double-digits:	0-0	0-0	1-0
5 in double-digits:	0-0	0-0	5-3
4 in double-digits:	4-1	3-0	15-8
3 in double-digits:	2-8	1-3	12-24
2 in double-digits:	4-6	3-5	11-32
1 in double-digits:	0-2	0-1	2-6
0 in double-digits:	0-0	0-0	0-2
On Mondays:	2-1	1-0	3-8
On Tuesdays:	3-1	2-0	3-10
On Wednesdays:	1-1	1-0	7-9
On Thursdays:	1-3	1-3	4-12
On Fridays:	3-2	2-1	7-6
On Saturdays:	0-7	0-4	19-25
On Sundays:	0-2	0-1	4-6
In November:	2-3	0-0	8-17
In December:	1-7	0-2	10-22
In January:	4-4	4-4	17-16
In February:	3-3	3-3	11-17
In March:	0-0	0-0	1-3

TIMES LED

Player	Pts.	Reb.	Ast.	Stl.	Blk.
0-Minnett	3/3	0/0	2/2	1/1	1/1
1-Henderson	4/7	1/2	6/13	5/23	3/7
10-Rogers	0/0	0/0	15/15	2/2	1/1
12-Hudson	0/0	0/0	0/0	0/0	0/0
22-McCall	2/6	5/14	7/15	12/24	4/9
24-Hall	1/3	12/24	0/1	4/9	11/28
25-Patterson	6/12	2/2	5/12	6/19	7/13
31-Kirby	1/1	2/2	0/0	0/0	4/4
32-Goss	0/0	2/2	0/0	2/2	4/4
40-Borgman	0/0	0/0	0/0	0/0	0/0
45-Brennan	11/15	4/6	1/6	4/14	6/22

totals listed by season/career

GAMES WITH

10+	20+	10+	3+	3+	3+	3+	TOTAL
Pts.	Pts.	Reb.	Ast.	Blk.	Stl.	3's	Dunks Dbl-Dbls
7/7	0/0	0/0	1/1	0/0	0/0	6/6	0/0 0/0
16/29	1/1	0/0	8/17	0/0	4/8	1/5	0/2 0/0
2/2	0/0	0/0	15/15	0/0	0/0	0/0	2/2 0/0
0/0	0/0	0/0	0/0	0/0	0/0	0/0	0/0 0/0
4/11	1/2	0/3	7/16	0/0	6/7	2/3	11/22 0/0
11/24	1/2	6/9	0/3	1/4	1/1	0/0	1/11 3/5
14/32	0/0	0/0	9/18	1/1	2/7	11/21	7/16 0/0
2/2	0/0	0/0	0/0	0/0	0/0	0/0	2/2 0/0
1/1	0/0	1/1	0/0	1/1	0/0	0/0	14/14 0/0
0/0	0/0	0/0	0/0	0/0	0/0	0/0	1/1 0/0
15/33	3/3	1/2	5/9	1/2	1/4	4/5	1/5 1/2

SPECIALTY STATS (IUPUI/OPP)

PP = Points in the Paint; POT = Points off Turnover; 2nd = 2nd Chance Points; BP = Bench Points

Opponent	Result	PP	POT	2nd	BP	Lead	Largest	Largest	Lead	Ties
# Carroll University	W, 65-56	34/20	32/4	14/15	14/15	14	5	6	4	
at Bradley	L, 53-68	18/20	13/13	14/10	5/34	3	18	3	1	
Anderson University	W, 75-43	38/18	27/12	12/5	24/11	33	-	0	0	
at Eastern Illinois	L, 79-80	42/33	11/19	9/12	4/20	7	3	9	13	
Morehead State	W, 67-61	24/30	16/12	8/6	17/8	11	-	0	1	
at Western Illinois	L, 77-90	34/32	22/11	20/3	28/26	2	28	1	1	
at Ball State	L, 64-83	28/40	15/19	6/14	40/28	1	28	2	0	
SIUE	L, 81-82	38/22	21/10	12/9	21/21	9	10	12	9	
at Purdue	L, 61-86	26/36	16/23	7/7	42/27	9	32	5	2	
at Washington State	L, 59-72	22/36	9/12	11/9	25/15	2	19	1	1	
at Gonzaga	L, 71-101	38/48	8/15	11/6	40/61	-	30	0	0	
IU Kokomo	W, 87-76	54/28	16/14	15/11	42/14	13	9	10	5	
*at Northern Kentucky	L, 59-77	26/38	15/14	13/8	18/26	9	19	1	2	
*at Wright State	L, 52-60	18/22	14/13	3/5	21/17	6	10	5	0	
*at Green Bay	W, 81-63	36/26	16/14	11/7	26/6	11	8	3	1	
*UIC	L, 65-70	36/30	24/14	6/6	20/16	13	7	1	4	
*Milwaukee	W, 72-71	20/36	15/8	14/15	16/14	6	8	8	7	
*Green Bay	W, 67-61	26/30	7/19	15/17	21/23	16	2	2	2	
*Detroit Mercy	W, 81-66	30/22	11/21	15/9	27/21	23	-	0	1	
*at Cleveland State	L, 67-70	34/36	17/21	11/9	17/15	1	17	6	4	
*at Youngstown State	L, 62-85	26/38	15/23	12/20	25/24	2	24	1	0	
*at UIC	L, 62-71	22/40	15/19	5/8	11/17	8	12	10	4	
*at Detroit Mercy	L, 60-74	30/28	13/23	11/10	23/0	-	18	0	0	
*at Oakland	L, 74-82	26/40	8/17	15/12	43/20	1	17	2	1	
*Cleveland State	W, 78-73	42/32	22/19	5/12	40/22	20	6	1	1	
*Youngstown State	L, 80-84	32/36	13/19	9/2	37/26	-	15	0	3	
*at Milwaukee	W, 76-71	48/36	12/9	22/15	23/10	13	4	3	6	
*Oakland	W, 74-67	38/26	10/10	12/17	20/8	8	5	9	6	
*Wright State										
*Northern Kentucky										
HL Tourney (1st rd)										
HL Tourney (2nd rd)										
HL Tourney (3rd rd)										
HL Semifinals										
HL Finals										
Season Highs		54/48	27/23	22/20	43/61	33	30	12	13	
Season Lows		18/18	7/8	3/2	4/0	-	-	-	-	
Totals		852/859	401/423	304/264	676/530	-	-	95	76	
Averages		31.6/31.8	14.9/15.7	11.3/9.8	25.0/19.6			3.5	2.8	

WIN/LOSS MARGINS

Margin	W	L
1	1	1
2		
3		2
4	1	1
5	2	1
6	2	
7	1	
8		1
9		1
10		
11-15	1	4
16-20		2
21-30		3
30+	1	

2017-2018 IUPUI STATISTICS

THE STAT CREW SYSTEM IUPUI Combined Team Statistics (as of Feb 19, 2018) All games



RECORD:	OVERALL	HOME	AWAY	NEUTRAL
ALL GAMES	10-17	8-3	2-14	0-0
CONFERENCE	7-9	5-2	2-7	0-0
NON-CONFERENCE	3-8	3-1	0-7	0-0

#	Player	gp-gs	min	avg	Total		3-Point		F-Throw		Rebounds				pf	dq	a	to	blk	stl	pts	avg
					fg-fga	fg%	3fg-fga	3fg%	ft-fa	ft%	off	def	tot	avg								
45	BRENNAN, Aaron	27-27	744	27.6	130-279	.466	27-79	.342	59-74	.797	37	83	120	4.4	67	3	46	47	16	28	346	12.8
25	PATTERSON, Ron	27-25	765	28.3	105-251	.418	60-160	.375	23-34	.676	15	68	83	3.1	59	2	51	40	20	32	293	10.9
01	HENDERSON, T.J.	27-5	646	23.9	94-218	.431	35-102	.343	67-83	.807	15	51	66	2.4	51	0	53	67	6	29	290	10.7
24	HALL, Evan	26-26	586	22.5	90-202	.446	0-0	.000	28-96	.292	70	93	163	6.3	72	1	17	49	23	18	208	8.0
00	MINNETT, Jaylen	27-4	572	21.2	63-158	.399	46-114	.404	23-28	.821	11	23	34	1.3	41	0	33	39	1	13	195	7.2
22	McCALL, D.J.	26-24	702	27.0	65-152	.428	10-35	.286	31-49	.633	47	67	114	4.4	62	2	50	40	11	43	171	6.6
10	ROGERS, Nick	24-22	578	24.1	34-110	.309	12-43	.279	38-52	.731	6	34	40	1.7	48	0	79	52	1	11	118	4.9
31	KIRBY, Maurice	27-1	410	15.2	53-106	.500	0-0	.000	22-38	.579	37	73	110	4.1	53	0	13	25	7	7	128	4.7
32	GOSS, Elyjah	27-0	362	13.4	38-85	.447	3-11	.273	21-28	.750	36	57	93	3.4	38	0	9	15	11	10	100	3.7
35	THOMAS, Noah	2-0	8	4.0	1-1	1.000	0-0	.000	2-2	1.000	1	3	4	2.0	3	0	0	0	1	0	4	2.0
12	HUDSON, Chad	7-0	25	3.6	2-6	.333	0-3	.000	5-7	.714	0	1	1	0.1	7	0	2	2	0	0	9	1.3
40	BORGMAN, Evan	8-1	27	3.4	2-5	.400	0-1	.000	4-6	.667	2	3	5	0.6	2	0	0	3	0	0	8	1.0
Team											48	37	85		1		7					
Total.....		27	5425		677-1573	.430	193-548	.352	323-497	.650	325	593	918	34.0	504	8	353	386	97	191	1870	69.3
Opponents.....		27	5425		693-1461	.474	193-545	.354	408-552	.739	258	662	920	34.1	469	7	370	399	112	197	1987	73.6

TEAM STATISTICS	IUPUI	OPP	Date	Opponent	Score	Att.
SCORING	1870	1987	11/11/17	at Bradley	L 53-68	4936
Points per game	69.3	73.6	11/13/17	ANDERSON	w 75-43	1175
Scoring margin	-4.3	-	11/17/17	at Eastern Illinois	L 79-80	769
FIELD GOALS-ATT	677-1573	693-1461	11/21/17	MOREHEAD STATE	w 67-61	1012
Field goal pct	.430	.474	11/28/17	at Western Illinois	L 77-90	589
3 POINT FG-ATT	193-548	193-545	12/02/17	at Ball State	L 64-83	3505
3-point FG pct	.352	.354	12/06/17	SIUE	L 81-82	809
3-pt FG made per game	7.1	7.1	12/10/17	at Purdue	L 61-86	13641
FREE THROWS-ATT	323-497	408-552	12/16/17	at Washington State	L 59-72	2240
Free throw pct	.650	.739	12/18/17	at Gonzaga	L 71-101	6000
F-Throws made per game	12.0	15.1	12/22/17	IU KOKOMO	w 87-76	615
REBOUNDS	918	920	* 12/28/17	at Northern Kentucky	L 59-77	4203
Rebounds per game	34.0	34.1	* 12/30/17	at Wright State	L 52-60	3649
Rebounding margin	-0.1	-	* 01/02/18	at Green Bay	w 67-63	1932
ASSISTS	353	370	* 01/04/18	UIC	L 65-70	815
Assists per game	13.1	13.7	* 01/10/18	MILWAUKEE	w 72-71	1002
TURNOVERS	386	399	* 01/12/18	GREEN BAY	w 67-61	827
Turnovers per game	14.3	14.8	* 01/16/18	DETROIT MERCY	w 81-66	807
Turnover margin	+0.5	-	* 01/18/18	at Cleveland State	L 67-70	1125
Assist/turnover ratio	0.9	0.9	* 01/20/18	at Youngstown State	L 62-85	3222
STEALS	191	197	* 01/27/18	at UIC	L 62-71	3373
Steals per game	7.1	7.3	* 02/02/18	at Detroit Mercy	L 60-74	1018
BLOCKS	97	112	* 02/04/18	at Oakland	L 74-82	2710
Blocks per game	3.6	4.1	* 02/08/18	CLEVELAND STATE	w 78-73	910
ATTENDANCE	9940	55783	* 02/10/18	YOUNGSTOWN STATE	L 80-84	905
Home games-Avg/Game	11-904	16-3486	* 02/16/18	at Milwaukee	Wot 76-71	2871
Neutral site-Avg/Game	-	0-0	* 02/19/18	OAKLAND	w 74-67	1063

* = Horizon League game

Score by Periods	1st	2nd	OT	Totals
IUPUI	875	983	12	1870
Opponents	946	1034	7	1987

2017-2018 IUPUI HORIZON LEAGUE ONLY STATISTICS

THE STAT CREW SYSTEM IUPUI Combined Team Statistics (as of Feb 19, 2018) Conference games only



RECORD:	OVERALL	HOME	AWAY	NEUTRAL
ALL GAMES	7-9	5-2	2-7	0-0
CONFERENCE	7-9	5-2	2-7	0-0
NON-CONFERENCE	0-0	0-0	0-0	0-0

#	Player	gp-gs	min	avg	Total		3-Point		F-Throw		Rebounds				pf	dq	a	to	blk	stl	pts	avg
					fg-fga	fg%	3fg-fga	3fg%	ft-fa	ft%	off	def	tot	avg								
45	BRENNAN, Aaron	16-16	462	28.9	78-161	.484	19-43	.442	41-51	.804	22	57	79	4.9	38	1	28	30	8	17	216	13.5
01	HENDERSON, T.J.	16-0	345	21.6	57-133	.429	22-58	.379	29-35	.829	4	28	32	2.0	35	0	24	41	3	20	165	10.3
25	PATTERSON, Ron	16-15	447	27.9	59-142	.415	33-87	.379	14-24	.583	9	43	52	3.3	36	2	26	26	15	19	165	10.3
24	HALL, Evan	16-16	383	23.9	54-125	.432	0-0	.000	21-69	.304	56	68	124	7.8	44	1	11	31	16	16	129	8.1
00	MINNETT, Jaylen	16-0	316	19.8	37-92	.402	29-70	.414	10-14	.714	3	14	17	1.1	21	0	17	26	0	6	113	7.1
22	McCALL, D.J.	16-16	445	27.8	40-93	.430	6-22	.273	24-34	.706	24	47	71	4.4	39	0	33	23	9	24	110	6.9
10	ROGERS, Nick	16-16	395	24.7	24-73	.329	8-27	.296	36-47	.766	4	27	31	1.9	29	0	53	35	0	7	92	5.8
31	KIRBY, Maurice	16-0	226	14.1	26-54	.481	0-0	.000	12-23	.522	18	37	55	3.4	32	0	6	13	6	2	64	4.0
32	GOSS, Elyjah	16-0	198	12.4	16-38	.421	0-2	.000	8-13	.615	20	26	46	2.9	20	0	2	7	8	5	40	2.5
12	HUDSON, Chad	2-0	2	1.0	1-2	.500	0-1	.000	0-0	.000	0	0	0	0.0	0	0	0	0	0	0	2	1.0
40	BORGMAN, Evan	3-1	6	2.0	0-1	.000	0-0	.000	0-2	.000	1	0	1	0.3	0	0	0	0	0	0	0	0.0
Team											32	21	53				5					
Total.....		16	3225		392-914	.429	117-310	.377	195-312	.625	193	368	561	35.1	294	4	200	237	65	116	1096	68.5
Opponents.....		16	3225		402-880	.457	99-312	.317	242-322	.752	156	388	544	34.0	284	4	208	230	68	128	1145	71.6

TEAM STATISTICS	IUPUI	OPP
SCORING	1096	1145
Points per game	68.5	71.6
Scoring margin	-3.1	-
FIELD GOALS-ATT	392-914	402-880
Field goal pct	.429	.457
3 POINT FG-ATT	117-310	99-312
3-point FG pct	.377	.317
3-pt FG made per game	7.3	6.2
FREE THROWS-ATT	195-312	242-322
Free throw pct	.625	.752
F-Throws made per game	12.2	15.1
REBOUNDS	561	544
Rebounds per game	35.1	34.0
Rebounding margin	+1.1	-
ASSISTS	200	208
Assists per game	12.5	13.0
TURNOVERS	237	230
Turnovers per game	14.8	14.4
Turnover margin	-0.4	-
Assist/turnover ratio	0.8	0.9
STEALS	116	128
Steals per game	7.3	8.0
BLOCKS	65	68
Blocks per game	4.1	4.3
ATTENDANCE	6329	24103
Home games-Avg/Game	7-904	9-2678
Neutral site-Avg/Game	-	0-0

Date	Opponent		Score	Att.
* 12/28/17	at Northern Kentucky	L	59-77	4203
* 12/30/17	at Wright State	L	52-60	3649
* 01/02/18	at Green Bay	W	67-63	1932
* 01/04/18	UIC	L	65-70	815
* 01/10/18	MILWAUKEE	W	72-71	1002
* 01/12/18	GREEN BAY	W	67-61	827
* 01/16/18	DETROIT MERCY	W	81-66	807
* 01/18/18	at Cleveland State	L	67-70	1125
* 01/20/18	at Youngstown State	L	62-85	3222
* 01/27/18	at UIC	L	62-71	3373
* 02/02/18	at Detroit Mercy	L	60-74	1018
* 02/04/18	at Oakland	L	74-82	2710
* 02/08/18	CLEVELAND STATE	W	78-73	910
* 02/10/18	YOUNGSTOWN STATE	L	80-84	905
* 02/16/18	at Milwaukee	Wot	76-71	2871
* 02/19/18	OAKLAND	W	74-67	1063

* = Horizon League game

MOTOR CITY MADNESS

The 2018 Little Caesars Horizon League Men's & Women's Basketball Championship will take place March 2-6 at the brand new Little Caesars Arena in Detroit, Mich. Tickets can be purchased now at campus box offices or at Horizon-League.com.

Little Caesars Arena is located in the heart of The District Detroit, a 50-block, mixed-use development that unites eight world-class theaters, five neighborhoods and three professional sports venues in one vibrant, walkable destination for people who want to live, work and play in an exciting urban environment. Home to the Detroit Tigers, Detroit Red Wings, Detroit Pistons and Detroit Lions — The District Detroit represents the greatest density of professional sports teams in one downtown core in the country.



2017-2018 STATISTICAL SPLITS

Wins (10 total)

#	Player	gp-gs	min	avg	Total		3-Point		F-Throw		Rebounds				pf	dq	a	to	blk	stl	pts	avg
					fg-fga	fg%	3fg-fga	3fg%	ft-fa	ft%	off	def	tot	avg								
45	BRENNAN, Aaron	10-10	288	28.8	54-104	.519	13-29	.448	27-35	.771	16	44	60	6.0	23	0	22	20	6	10	148	14.8
01	HENDERSON, T.J.	10-2	241	24.1	41-76	.539	16-34	.471	20-24	.833	4	27	31	3.1	20	0	20	23	5	12	118	11.8
25	PATTERSON, Ron	10-10	285	28.5	36-80	.450	20-53	.377	13-17	.765	4	28	32	3.2	27	2	24	15	9	12	105	10.5
24	HALL, Evan	9-9	214	23.8	35-73	.479	0-0	.000	12-42	.286	29	40	69	7.7	26	1	5	19	14	9	82	9.1
22	McCALL, D.J.	10-9	283	28.3	29-64	.453	5-13	.385	13-22	.591	14	28	42	4.2	22	0	25	17	8	19	76	7.6
00	MINNETT, Jaylen	10-1	194	19.4	22-55	.400	14-35	.400	10-13	.769	2	9	11	1.1	10	0	12	12	1	3	68	6.8
31	KIRBY, Maurice	10-1	152	15.2	22-41	.537	0-0	.000	7-14	.500	16	32	48	4.8	20	0	4	10	5	2	51	5.1
10	ROGERS, Nick	9-8	210	23.3	14-47	.298	3-14	.214	14-20	.700	2	19	21	2.3	18	0	27	17	0	3	45	5.0
35	THOMAS, Noah	1-0	6	6.0	1-1	1.000	0-0	.000	2-2	1.000	1	3	4	4.0	3	0	0	0	1	0	4	4.0
32	GOSS, Elyjah	10-0	125	12.5	13-24	.542	0-0	.000	10-14	.714	12	24	36	3.6	16	0	2	3	7	1	36	3.6
40	BORGMAN, Evan	2-0	14	7.0	2-4	.500	0-1	.000	2-2	1.000	1	2	3	1.5	2	0	0	3	0	0	6	3.0
12	HUDSON, Chad	2-0	13	6.5	0-1	.000	0-1	.000	5-6	.833	0	0	0	0.0	2	0	1	2	0	0	5	2.5
Team											13	13	26				2					
Total.....		10	2025		269-570	.472	71-180	.394	135-211	.640	114	269	383	38.3	189	3	142	143	56	71	744	74.4
Opponents.....		10	2025		226-565	.400	64-222	.288	136-196	.694	107	230	337	33.7	191	1	102	147	37	66	652	65.2

Losses (17 total)

#	Player	gp-gs	min	avg	Total		3-Point		F-Throw		Rebounds				pf	dq	a	to	blk	stl	pts	avg
					fg-fga	fg%	3fg-fga	3fg%	ft-fa	ft%	off	def	tot	avg								
45	BRENNAN, Aaron	17-17	456	26.8	76-175	.434	14-50	.280	32-39	.821	21	39	60	3.5	44	3	24	27	10	18	198	11.6
25	PATTERSON, Ron	17-15	480	28.2	69-171	.404	40-107	.374	10-17	.588	11	40	51	3.0	32	0	27	25	11	20	188	11.1
01	HENDERSON, T.J.	17-3	405	23.8	53-142	.373	19-68	.279	47-59	.797	11	24	35	2.1	31	0	33	44	1	17	172	10.1
00	MINNETT, Jaylen	17-3	378	22.2	41-103	.398	32-79	.405	13-15	.867	9	14	23	1.4	31	0	21	27	0	10	127	7.5
24	HALL, Evan	17-17	372	21.9	55-129	.426	0-0	.000	16-54	.296	41	53	94	5.5	46	0	12	30	9	9	126	7.4
22	McCALL, D.J.	16-15	419	26.2	36-88	.409	5-22	.227	18-27	.667	33	39	72	4.5	40	2	25	23	3	24	95	5.9
10	ROGERS, Nick	15-14	368	24.5	20-63	.317	9-29	.310	24-32	.750	4	15	19	1.3	30	0	52	35	1	8	73	4.9
31	KIRBY, Maurice	17-0	258	15.2	31-65	.477	0-0	.000	15-24	.625	21	41	62	3.6	33	0	9	15	2	5	77	4.5
32	GOSS, Elyjah	17-0	237	13.9	25-61	.410	3-11	.273	11-14	.786	24	33	57	3.4	22	0	7	12	4	9	64	3.8
12	HUDSON, Chad	5-0	12	2.4	2-5	.400	0-2	.000	0-1	.000	0	1	1	0.2	5	0	1	0	0	0	4	0.8
40	BORGMAN, Evan	6-1	13	2.2	0-1	.000	0-0	.000	2-4	.500	1	1	2	0.3	0	0	0	0	0	0	2	0.3
35	THOMAS, Noah	1-0	2	2.0	0-0	.000	0-0	.000	0-0	.000	0	0	0	0.0	0	0	0	0	0	0	0	0.0
Team											35	24	59		1		5					
Total.....		17	3400		408-1003	.407	122-368	.332	188-286	.657	211	324	535	31.5	315	5	211	243	41	120	1126	66.2
Opponents.....		17	3400		467-896	.521	129-323	.399	272-356	.764	151	432	583	34.3	278	6	268	252	75	131	1335	78.5

Home (8-3)

#	Player	gp-gs	min	avg	Total		3-Point		F-Throw		Rebounds				pf	dq	a	to	blk	stl	pts	avg
					fg-fga	fg%	3fg-fga	3fg%	ft-fa	ft%	off	def	tot	avg								
45	BRENNAN, Aaron	11-11	320	29.1	67-129	.519	15-38	.395	38-47	.809	16	50	66	6.0	28	0	25	19	9	11	187	17.0
01	HENDERSON, T.J.	11-2	268	24.4	42-88	.477	15-42	.357	32-39	.821	5	26	31	2.8	20	0	22	24	6	16	131	11.9
25	PATTERSON, Ron	11-11	324	29.5	44-102	.431	22-67	.328	16-21	.762	8	24	32	2.9	24	0	25	18	13	16	126	11.5
24	HALL, Evan	10-10	234	23.4	33-74	.446	0-0	.000	13-48	.271	26	41	67	6.7	30	1	6	15	10	9	79	7.9
22	McCALL, D.J.	11-10	300	27.3	29-58	.500	5-9	.556	11-20	.550	16	26	42	3.8	28	1	25	19	8	19	74	6.7
00	MINNETT, Jaylen	11-1	205	18.6	25-53	.472	16-37	.432	8-10	.800	2	8	10	0.9	15	0	14	15	1	3	74	6.7
31	KIRBY, Maurice	11-1	160	14.5	24-42	.571	0-0	.000	9-17	.529	13	37	50	4.5	21	0	5	13	5	2	57	5.2
10	ROGERS, Nick	10-9	226	22.6	11-39	.282	3-13	.231	19-26	.731	2	15	17	1.7	19	0	38	21	0	3	44	4.4
35	THOMAS, Noah	1-0	6	6.0	1-1	1.000	0-0	.000	2-2	1.000	1	3	4	4.0	3	0	0	0	1	0	4	4.0
32	GOSS, Elyjah	11-0	130	11.8	14-25	.560	0-0	.000	12-16	.750	13	25	38	3.5	18	0	2	2	7	2	40	3.6
40	BORGMAN, Evan	2-0	14	7.0	2-4	.500	0-1	.000	2-2	1.000	1	2	3	1.5	2	0	0	3	0	0	6	3.0
12	HUDSON, Chad	2-0	13	6.5	0-1	.000	0-1	.000	5-6	.833	0	0	0	0.0	2	0	1	2	0	0	5	2.5
Team											22	15	37				4					
Total.....		11	2200		292-616	.474	76-208	.365	167-254	.657	125	272	397	36.1	210	2	163	155	60	81	827	75.2
Opponents.....		11	2200		260-604	.430	79-231	.342	155-223	.695	111	243	354	32.2	222	3	117	166	41	66	754	68.5

Road (2-14)

Road (2-14)		Total				3-Point		F-Throw		Rebounds														
#	Player	gp-gs	min	avg	fg-fga	fg%	3fg-fga	3fg%	ft-fa	ft%	off	def	tot	avg	pf	dq	a	to	blk	stl	pts	avg		
25	PATTERSON, Ron	16-14	441	27.6	61-149	.409	38-93	.409	7-13	.538	7	44	51	3.2	35	2	26	22	7	16	167	10.4		
01	HENDERSON, T.J.	16-3	378	23.6	52-130	.400	20-60	.333	35-44	.795	10	25	35	2.2	31	0	31	43	0	13	159	9.9		
45	BRENNAN, Aaron	16-16	424	26.5	63-150	.420	12-41	.293	21-27	.778	21	33	54	3.4	39	3	21	28	7	17	159	9.9		
24	HALL, Evan	16-16	352	22.0	57-128	.445	0-0	.000	15-48	.313	44	52	96	6.0	42	0	11	34	13	9	129	8.1		
00	MINNETT, Jaylen	16-3	367	22.9	38-105	.362	30-77	.390	15-18	.833	9	15	24	1.5	26	0	19	24	0	10	121	7.6		
22	McCALL, D.J.	15-14	402	26.8	36-94	.383	5-26	.192	20-29	.690	31	41	72	4.8	34	1	25	21	3	24	97	6.5		
10	ROGERS, Nick	14-13	352	25.1	23-71	.324	9-30	.300	19-26	.731	4	19	23	1.6	29	0	41	31	1	8	74	5.3		
31	KIRBY, Maurice	16-0	250	15.6	29-64	.453	0-0	.000	13-21	.619	24	36	60	3.8	32	0	8	12	2	5	71	4.4		
32	GOSS, Elyjah	16-0	232	14.5	24-60	.400	3-11	.273	9-12	.750	23	32	55	3.4	20	0	7	13	4	8	60	3.8		
12	HUDSON, Chad	5-0	12	2.4	2-5	.400	0-2	.000	0-1	.000	0	1	1	0.2	5	0	1	0	0	0	4	0.8		
40	BORGMAN, Evan	6-1	13	2.2	0-1	.000	0-0	.000	2-4	.500	1	1	2	0.3	0	0	0	0	0	0	2	0.3		
35	THOMAS, Noah	1-0	2	2.0	0-0	.000	0-0	.000	0-0	.000	0	0	0	0.0	0	0	0	0	0	0	0	0.0		
Team											26	22	48	1			3							
Total.....		16	3225	385-957		.402	117-340	.344	156-243	.642	200	321	521	32.6	294	6	190	231	37	110	1043	65.2		
Opponents.....		16	3225	433-857		.505	114-314	.363	253-329	.769	147	419	566	35.4	247	4	253	233	71	131	1233	77.1		

2017-2018 INDIVIDUAL SUPERLATIVES

	IUPUI	Opponent
Points	25 - three times	29 - twice
Field Goals Made	12 - Aaron Brennan at E. Illinois (11/17/17)	11 - twice
Field Goals Attempted	20 - D.J. McCall at W. Illinois (11/28/17)	22 - Jeremiah Bell at Milwaukee (2/16/18)
Highest FG Pct. (min. 5 made)	.778 (7-9) - Aaron Brennan vs. Cleveland St. (2/8/18)	1.000 (5-5) - Trey Moses at Ball State (12/2/17)
3-Pt Field Goals Made	6 - Ron Patterson at UIC (1/27/18)	7 - Terrell Lewis at E. Illinois (11/17/17)
3-Pt Field Goals Attempted	13 - Ron Patterson at Washington St. (12/16/17)	10 - three times
3-Pt FG Pct. (min. 3 made)	1.000 (3-3) - twice	1.000 (3-3) - twice
Free Throws Made	9 - T.J. Henderson vs. Cleveland St. (2/8/18)	10 - Killian Tillie at Gonzaga (12/18/17)
Free Throws Attempted	10 - twice	13 - Jajuan Starks at E. Illinois (11/17/17)
Free Throw Pct. (min. 5 made)	1.000 (9-9) - T.J. Henderson vs. Cleveland St. (2/8/18)	1.000 (10-10) - Killian Tillie at Gonzaga (12/18/17)
Offensive Rebounds	7 - three times	7 - twice
Defensive Rebounds	8 - four times	13 - twice
Total Rebounds	12 - twice	17 - Bryce Nze at Milwaukee (2/16/18)
Assists	6 - four times	9 - Eddie Miles vs. IU Kokomo (12/22/17)
Turnovers	5 - three times	8 - Justin Mitchell at Wright State (12/30/17)
Blocked Shots	4 - Evan Hall at Milwaukee (2/16/18)	5 - Brandon Gilbeck at W. Illinois (11/28/17)
Steals	4 - four times	5 - Jordan Blount at UIC (1/27/18)
Minutes Played (regulation game)	38 - twice	40 - three times
Minutes Played (OT game)	36 - Aaron Brennan at Milwaukee (2/16/18)	43 - Bryce Nze at Milwaukee (2/16/18)

2017-2018 TEAM SUPERLATIVES

IUPUI High	IUPUI Low	Statistical Category	Opponent High	Opponent Low
87 vs. IUK (12/22)	52 at Wright St. (12/30)	Points	101 at Gonzaga (12/18)	43 vs. Anderson (11/13)
45 vs. UDM (1/16)	19 - twice	First Half Points	49 at Oakland (2/4)	21 vs. Anderson (11/13)
53 at W. Illinois (11/28)	24 vs. UIC (1/4)	Second Half Points	54 at Gonzaga (12/18)	22 vs. Anderson (11/13)
34 - twice	15 at Bradley (11/11)	Field Goals	34 at Gonzaga (12/18)	13 vs. Anderson (11/13)
73 at W. Illinois (11/28)	44 vs. Cleveland St. (2/8)	Field Goal Attempts	66 vs. Oakland (2/19)	43 vs. UIC (1/4)
.596 at E. Illinois (11/17)	.283 at Bradley (11/11)	FG Percentage	.680 at Gonzaga (12/18)	.255 vs. Anderson (11/13)
14 vs. Milwaukee (1/10)	3 vs. Cleveland St. (2/8/18)	3-Point Field Goals	12 at Bradley (11/11)	1 at Green Bay (1/2)
31 at Washington St. (12/16)	9 vs. Cleveland St. (2/8/18)	3-Point Field Goal Att.	31 vs. Oakland (2/19)	9 vs. UIC (1/4)
.560 vs. Milwaukee (1/10)	.211 vs. UIC (1/4)	3-Point FG Percentage	.688 vs. SIUE (12/6)	.059 at Green Bay (1/2)
23 vs. Cleveland St. (2/8/18)	1 at Washington St. (12/16)	Free Throws	26 - twice	6 at Bradley (11/11)
35 vs. Cleveland St. (2/8/18)	2 at Washington St. (12/16)	Free Throw Attempts	34 vs. UIC (1/4)	9 at Washington St. (12/16)
.867 at Ball State (12/2)	.400 at Y'town St. (1/25)	Free Throw Percentage	.941 at Purdue (12/10)	.500 at Bradley (11/11)
18 - twice	6 vs. Cleveland St. (2/8/18)	Offensive Rebounds	18 at Y'town St. (1/25)	5 - twice
32 vs. IUK (12/22)	11 at Y'town St. (1/25)	Defensive Rebounds	32 - three times	15 vs. Cleveland St. (2/8/18)
46 vs. Green Bay (1/12)	19 at Y'town St. (1/25)	Total Rebounds	41 - twice	22 vs. Cleveland St. (2/8/18)
28 - twice	10 at Y'town St. (1/25)	Fouls	25 - three times	8 at Washington St. (12/16)
21 vs. SIUE (12/6)	8 at Bradley (11/11)	Assists	20 - three times	6 vs. Anderson (11/13)
21 at Cleveland St. (1/18)	9 at Washington St. (12/16)	Turnovers	23 vs. Anderson (11/13)	9 at Oakland (2/4)
9 - three times	0 - twice	Blocked Shots	9 - twice	0 vs. Cleveland St. (2/8/18)
10 - twice	2 at Oakland (2/4)	Steals	13 at Cleveland St. (1/18)	3 - three times

2017-2018 GAME-BY-GAME LEADERS / STARTING FIVES

Opponent	Starting 5	Points	Rebounds	Assists	Blocks	Steals
Carroll University #	Minnett-Henderson-Patterson-Hall-Brennan	Brennan (15)	Kirby (9)	Henderson (4)	Kirby (3)	Henderson (6)
at Bradley	Minnett-Henderson-Patterson-Hall-Brennan	Patterson (16)	Hall (7)	Henderson (3)	Hall (1)	Henderson (2)
Anderson	Minnett-Henderson-Patterson-Kirby-Brennan	Brennan (18)	Goss (12)	McCall (4)	Goss (3)	Henderson (3)
at Eastern Illinois	Minnett-Henderson-Patterson-Hall-Brennan	Brennan (25)	Brennan (7)	Patterson (6)	---	Patterson (2)
Morehead State	Henderson-McCall-Patterson-Hall-Brennan	Brennan (15)	Brennan (7)	2 tied w/ (3)	2 tied w/ (1)	McCall (2)
at Western Illinois	Henderson-McCall-Patterson-Hall-Brennan	McCall (25)	McCall (8)	Rogers (4)	w tied w/ (1)	2 tied w/ (2)
at Ball State	Minnett-Rogers-McCall-Hall-Brennan	Patterson (14)	Kirby (7)	3 tied w/ (2)	Rogers (1)	2 tied w/ (3)
SIUE	Henderson-Rogers-Patterson-Hall-Brennan	Brennan (25)	McCall (9)	Rogers (5)	2 tied w/ (3)	McCall (4)
at Purdue	Rogers-McCall-Patterson-Hall-Brennan	Kirby (16)	Goss (6)	Minnett (2)	Hall (1)	McCall (4)
at Washington St.	Rogers-McCall-Patterson-Hall-Brennan	Patterson (19)	Patterson (6)	2 tied w/ (3)	Brennan (2)	McCall (2)
at Gonzaga	Rogers-McCall-Patterson-Hall-Brennan	Henderson (18)	Kirby (5)	Rogers (5)	---	Patterson (2)
IU Kokomo	Rogers-McCall-Patterson-Hall-Brennan	Henderson (19)	Henderson (8)	Patterson (5)	4 tied w/ (1)	McCall (3)
at Northern Ky.	Rogers-McCall-Patterson-Hall-Brennan	McCall (11)	McCall (7)	Rogers (3)	Goss (2)	McCall (2)
at Wright State	Rogers-McCall-Patterson-Hall-Brennan	Minnett (11)	Hall (6)	3 tied w/ (2)	2 tied w/ (1)	Goss (2)
at Green Bay	Rogers-McCall-Patterson-Hall-Brennan	Henderson (13)	Hall (10)	3 tied w/ (3)	Hall (2)	McCall (4)
UIC	Rogers-McCall-Patterson-Hall-Brennan	Brennan (18)	Hall (7)	Rogers (6)	2 tied w/ (2)	Henderson (3)
Milwaukee	Rogers-McCall-Patterson-Hall-Brennan	Brennan (22)	Hall (9)	Rogers (5)	Hall (2)	Hall (3)
Green Bay	Rogers-McCall-Patterson-Hall-Brennan	Patterson (16)	Brennan (11)	McCall (4)	Patterson (2)	2 tied w/ (3)
Detroit Mercy	Rogers-McCall-Patterson-Hall-Brennan	Brennan (15)	2 tied w/ (7)	Rogers (6)	2 tied w/ (2)	3 tied w/ (2)
at Cleveland State	Rogers-McCall-Patterson-Hall-Brennan	Brennan (17)	McCall (7)	McCall (6)	Kirby (1)	McCall (3)
at Y'town State	Rogers-McCall-Patterson-Hall-Brennan	Brennan (14)	Patterson (5)	McCall (4)	Hall (2)	2 tied w/ (2)
at UIC	Rogers-McCall-Patterson-Hall-Brennan	Patterson (18)	Hall (11)	Rogers (5)	Patterson (2)	Brennan (3)
at Detroit Mercy	Rogers-McCall-Patterson-Hall-Brennan	Minnett (12)	Hall (9)	Patterson (3)	3 tied w/ (1)	2 tied w/ (2)
at Oakland	Rogers-McCall-Borgman-Hall-Brennan	2 tied w/ (16)	Hall (11)	Rogers (4)	2 tied w/ (1)	2 tied w/ (1)
Cleveland State	Rogers-McCall-Patterson-Hall-Brennan	Henderson (19)	McCall (7)	Henderson (5)	3 tied w/ (1)	Henderson (3)
Y'town State	Rogers-McCall-Patterson-Hall-Brennan	Henderson (22)	Hall (7)	Rogers (4)	2 tied w/ (1)	Patterson (4)
at Milwaukee	Rogers-McCall-Patterson-Hall-Brennan	Hall (20)	Hall (10)	Henderson (3)	Hall (4)	2 tied w/ (2)
Oakland	Rogers-McCall-Patterson-Hall-Brennan	Brennan (18)	Hall (12)	2 tied w/ (4)	2 tied w/ (2)	Henderson (3)
Wright State						
Northern Ky.						
HL 1st Rd.						
HL 2nd Rd.						
HL 3rd Rd.						
HL Semis						
HL Finals						

2017-2018 POINTS-REBOUNDS-ASSISTS

Opponent	Date	Score	00	01	10	12	22	24	25
			MINNETT,JA	HENDERSON,	ROGERS,NIC	HUDSON,CHA	MCCALL,DJ	HALL, EVAN	PATTERSON,
at Bradley	11/11/17	53-68	L 5-2-1	10-3-3	DNP	0-1-0	DNP	11-7-1	16-2-1
ANDERSON	11/13/17	75-43	W 5-0-2	10-2-3	DNP	3-0-1	3-2-4	DNP	9-3-3
at Eastern Illinois	11/17/17	79-80	L 8-1-1	10-3-5	DNP	DNP	0-5-0	13-5-2	19-4-6
MOREHEAD STATE	11/21/17	67-61	W 11-0-2	11-5-3	0-2-2	DNP	8-4-3	6-1-0	10-1-1
at Western Illinois	11/28/17	77-90	L 12-4-2	7-2-2	4-0-4	DNP	25-8-1	4-6-0	5-2-2
at Ball State	12/02/17	64-83	L 8-0-1	11-1-2	5-1-2	DNP	0-6-2	4-3-0	14-3-1
SIUE	12/06/17	81-82	L 3-1-1	10-3-4	7-0-5	DNP	8-9-2	12-4-1	8-2-3
at Purdue	12/10/17	61-86	L 12-3-2	10-1-1	6-1-1	2-0-1	4-2-1	0-1-1	3-2-1
at Washington State	12/16/17	59-72	L 5-4-1	9-2-3	2-5-3	DNP	3-1-2	4-4-0	19-6-1
at Gonzaga	12/18/17	71-101	L 5-0-1	18-4-1	0-0-5	0-0-0	4-4-0	12-4-0	9-1-1
IU KOKOMO	12/22/17	87-76	W 8-2-2	19-8-2	2-0-4	2-0-0	6-2-2	13-4-1	16-5-5
at Northern Kentucky	12/28/17	59-77	L 3-0-2	7-4-1	5-1-3	2-0-0	11-7-1	9-2-0	9-2-1
at Wright State	12/30/17	52-60	L 11-1-2	6-1-1	6-1-2	DNP	5-3-0	3-6-1	10-2-1
at Green Bay	01/02/18	67-63	W 9-2-0	13-3-1	11-4-3	DNP	5-9-3	10-10-1	4-5-3
UIC	01/04/18	65-70	L 6-0-0	8-1-1	7-4-6	DNP	2-3-2	10-7-1	8-2-1
MILWAUKEE	01/10/18	72-71	W 6-0-3	5-1-0	9-2-5	DNP	9-1-2	4-9-1	12-2-1
GREEN BAY	01/12/18	67-61	W 4-1-1	8-1-0	4-4-2	DNP	5-5-4	6-10-0	16-5-1
DETROIT MERCY	01/16/18	81-66	W 8-3-0	11-2-2	8-1-6	DNP	13-3-1	4-7-0	14-3-3
at Cleveland State	01/18/18	67-70	L 4-1-0	8-2-2	6-2-4	DNP	7-7-6	11-4-1	9-3-1
at Youngstown State	01/20/18	62-85	L 8-0-1	11-1-2	1-0-2	0-0-0	6-1-4	7-3-0	9-5-1
at UIC	01/27/18	62-71	L 0-3-2	2-1-2	11-1-5	DNP	6-3-0	8-11-0	18-2-2
at Detroit Mercy	02/02/18	60-74	L 12-2-0	9-2-2	4-1-2	DNP	6-7-2	10-9-1	11-5-3
at Oakland	02/04/18	74-82	L 16-0-2	14-2-0	6-1-4	DNP	6-4-1	3-11-2	4-3-1
CLEVELAND STATE	02/08/18	78-73	W 10-1-0	19-4-5	4-1-0	DNP	6-7-1	6-6-0	5-0-3
YOUNGSTOWN STATE	02/10/18	80-84	L 9-1-2	22-2-1	3-1-4	DNP	2-2-1	5-7-1	17-5-0
at Milwaukee	02/16/18	76-71	W 3-1-1	14-3-3	7-5-1	DNP	9-5-2	20-10-1	8-4-0
OAKLAND	02/19/18	74-67	W 4-1-1	8-2-1	0-2-4	DNP	12-4-3	13-12-1	11-4-4

Opponent	Date	Score	31	32	35	40	45
			KIRBY,MAUR	GOSS,ELYJA	THOMAS,NOA	BORGMAN,EV	BRENNAN,AA
at Bradley	11/11/17	53-68	L 1-5-0	2-6-0	DNP	2-1-0	6-2-2
ANDERSON	11/13/17	75-43	W 9-9-1	8-12-0	4-4-0	6-3-0	18-6-3
at Eastern Illinois	11/17/17	79-80	L 0-4-2	4-0-1	DNP	DNP	25-7-2
MOREHEAD STATE	11/21/17	67-61	W 2-2-0	4-4-0	DNP	DNP	15-7-2
at Western Illinois	11/28/17	77-90	L 2-3-1	10-1-1	DNP	DNP	8-6-1
at Ball State	12/02/17	64-83	L 8-7-1	7-6-1	DNP	DNP	7-1-1
SIUE	12/06/17	81-82	L 6-4-1	2-1-0	DNP	DNP	25-5-4
at Purdue	12/10/17	61-86	L 16-4-1	2-6-1	0-0-0	0-0-0	6-2-0
at Washington State	12/16/17	59-72	L 2-5-0	9-2-0	DNP	DNP	6-0-1
at Gonzaga	12/18/17	71-101	L 11-5-0	6-4-1	DNP	0-0-0	6-0-0
IU KOKOMO	12/22/17	87-76	W 7-7-0	6-5-2	DNP	0-0-0	8-5-2
at Northern Kentucky	12/28/17	59-77	L 4-4-0	2-2-0	DNP	0-1-0	7-5-2
at Wright State	12/30/17	52-60	L 2-3-0	2-4-0	DNP	DNP	7-2-2
at Green Bay	01/02/18	67-63	W 4-2-0	0-3-0	DNP	DNP	11-3-2
UIC	01/04/18	65-70	L 6-1-1	0-1-0	DNP	DNP	18-6-1
MILWAUKEE	01/10/18	72-71	W 5-6-0	0-1-0	DNP	DNP	22-4-3
GREEN BAY	01/12/18	67-61	W 6-4-0	3-1-0	DNP	DNP	15-11-3
DETROIT MERCY	01/16/18	81-66	W 4-4-1	4-3-0	DNP	DNP	15-7-4
at Cleveland State	01/18/18	67-70	L 3-3-0	2-2-0	DNP	DNP	17-5-1
at Youngstown State	01/20/18	62-85	L 6-2-0	0-3-1	DNP	0-0-0	14-2-2
at UIC	01/27/18	62-71	L 2-3-1	7-3-0	DNP	DNP	8-5-2
at Detroit Mercy	02/02/18	60-74	L 2-1-1	0-2-0	DNP	DNP	6-4-1
at Oakland	02/04/18	74-82	L 4-4-0	5-9-1	DNP	0-0-0	16-4-1
CLEVELAND STATE	02/08/18	78-73	W 2-2-0	9-4-0	DNP	DNP	17-4-1
YOUNGSTOWN STATE	02/10/18	80-84	L 2-4-0	4-5-0	DNP	DNP	16-4-1
at Milwaukee	02/16/18	76-71	W 4-5-1	2-2-0	DNP	DNP	9-6-1
OAKLAND	02/19/18	74-67	W 8-7-1	0-1-0	DNP	DNP	18-7-1

2017-2018 COMPARISON STATISTICS

Opponent	1st	2nd	Score	Mar	Total FG	FG Pct	3-Pointers	3FG Pct	Free Throws	FT Pct	Rebounds	Assist	T/Over	Block	Steal	Fouls
Bradley	19/28	34/40	53-68	(15)	15-53/25-56	.283/.446	6-20/12-21	.300/.571	17-20/6-12	.850/.500	35/39 (4)	8/20	12/14	1/3	6/4	17/20
ANDERSON	41/21	34/22	75-43	+32	29-56/13-51	.518/.255	6-18/4-24	.333/.167	11-14/13-24	.786/.542	41/32 +9	17/6	19/23	9/4	9/8	21/17
Eastern Illinois	41/38	38/42	79-80	(1)	34-57/24-47	.596/.511	8-17/9-20	.471/.450	3-7/23-31	.429/.742	29/26 +3	19/12	15/10	0/1	5/8	20/13
MOREHEAD STATE	32/25	35/36	67-61	+6	20-45/22-51	.444/.431	5-16/5-20	.313/.250	22-32/12-18	.688/.667	31/31 -	13/7	14/18	2/4	5/4	22/25
Western Illinois	24/48	53/42	77-90	(13)	29-73/29-48	.397/.604	9-30/10-17	.300/.588	10-18/22-26	.556/.846	34/37 (3)	14/14	10/17	2/8	8/3	21/14
Ball State	23/41	41/42	64-83	(19)	22-58/31-58	.379/.534	7-21/10-28	.333/.357	13-15/11-17	.867/.647	30/36 (6)	11/19	18/15	1/4	10/7	18/15
SIUE	41/42	40/40	81-82	(1)	30-60/27-47	.500/.574	6-23/11-16	.261/.688	15-26/17-25	.577/.680	31/30 +1	21/13	10/16	9/4	8/3	20/25
Purdue	31/40	30/46	61-86	(25)	23-54/31-57	.426/.544	7-21/8-26	.333/.308	8-11/16-17	.727/.941	26/30 (4)	10/20	18/13	1/3	7/11	18/11
Washington State	30/36	29/36	59-72	(13)	24-71/28-51	.338/.549	10-31/8-20	.323/.400	1-2/8-9	.500/.889	33/37 (4)	11/20	9/14	3/8	6/6	12/8
Gonzaga	31/47	40/54	71-101	(30)	25-64/34-50	.391/.680	5-22/8-18	.277/.444	16-21/25-29	.762/.862	24/38 (14)	9/16	10/17	0/2	4/7	23/20
IU KOKOMO	35/36	52/40	87-76	+11	34-68/27-65	.500/.415	7-19/9-23	.368/.391	12-19/13-22	.632/.591	43/40 +3	20/15	14/12	4/3	7/8	18/17
Northern Kentucky	22/31	37/46	59-77	(18)	21-62/31-54	.339/.574	8-21/6-15	.381/.400	9-13/9-12	.692/.750	31/38 (7)	10/18	12/13	3/7	7/8	16/15
Wright State	19/26	33/34	52-60	(8)	18-51/22-51	.353/.431	7-23/6-19	.304/.316	9-15/10-13	.600/.769	29/38 (9)	9/13	17/20	2/1	5/10	15/13
Green Bay	33/33	34/30	67-63	+4	25-60/18-46	.417/.391	7-18/1-17	.389/.059	10-21/26-33	.476/.788	43/31 +12	13/13	17/15	4/2	8/12	26/21
UIC	41/34	24/36	65-70	(5)	24-60/21-43	.400/.488	4-19/2-9	.211/.222	13-22/26-34	.591/.765	32/31 +1	13/12	14/17	5/5	9/7	28/22
MILWAUKEE	32/36	40/35	72-71	+1	25-55/27-53	.455/.509	14-25/8-19	.560/.421	8-12/9-13	.667/.692	28/34 (6)	15/10	10/14	6/2	8/3	15/12
GREEN BAY	35/24	32/37	67-61	+6	23-61/22-61	.377/.361	6-24/4-16	.250/.250	15-24/13-17	.625/.765	46/38 +8	11/8	17/14	5/5	7/8	19/23
DETROIT MERCY	45/26	36/40	81-66	+15	28-54/23-57	.519/.404	11-23/11-29	.478/.379	14-24/9-12	.583/.750	39/29 +10	17/11	16/16	6/3	8/7	14/19
Cleveland State	26/32	41/38	67-70	(3)	25-58/25-53	.431/.472	6-23/5-18	.261/.278	11-13/15-18	.846/.833	32/32 -	15/16	21/22	1/1	10/13	14/15
Youngstown State	35/48	27/37	62-85	(23)	24-50/33-64	.480/.516	8-15/10-24	.533/.417	6-15/9-10	.400/.900	19/39 (20)	13/14	16/15	3/5	8/7	10/14
UIC	32/27	30/34	62-71	(9)	18-54/25-55	.333/.455	7-19/4-15	.368/.267	19-28/17-28	.679/.607	35/41 (6)	14/13	15/14	3/9	8/10	23/20
Detroit Mercy	28/38	32/36	60-74	(14)	24-58/25-52	.414/.481	8-20/8-19	.400/.421	4-8/16-20	.500/.800	36/29 +7	12/18	18/15	3/2	9/11	14/10
Oakland	36/49	38/33	74-82	(8)	26-64/27-54	.406/.500	8-23/3-15	.348/.200	14-24/25-33	.583/.758	42/36 +6	12/13	13/9	2/6	2/8	28/21
CLEVELAND STATE	35/25	43/48	78-73	+5	26-44/26-54	.591/.481	3-9/8-21	.333/.381	23-35/13-17	.657/.765	29/22 +7	10/7	16/15	3/0	6/4	19/25
YOUNGSTOWN STATE	37/47	43/37	80-84	(4)	26-56/29-56	.464/.518	8-20/9-23	.400/.391	20-28/17-22	.714/.773	37/26 +11	10/17	15/11	2/6	8/8	18/22
Milwaukee	38/32	26/32	76-71	+5	32-70/25-61	.457/.410	6-16/6-22	.375/.273	6-12/15-21	.500/.714	43/39 +4	10/14	10/10	8/9	7/6	19/17
OAKLAND	33/36	41/31	74-67	+7	27-57/23-66	.474/.348	6-12/8-31	.500/.258	14-18/13-19	.778/.684	40/41 (1)	16/11	10/10	9/5	6/6	16/15

Note: Game totals are displayed in the format TEAM/OPPONENT for each category

HEAD COACH JASON GARDNER



Jason Gardner was named the eighth head coach in IUPUI men's basketball program's history on April 2, 2014. Gardner, the 1999 winner of the Indiana Mr. Basketball Award, spent a year on the University of Memphis bench and two seasons at Loyola prior to that.

In his first season on the Jaguars' bench, he guided IUPUI to 10 wins, more than tripling the program's Division I win total from a year prior. His hiring paid immediate dividends on the recruiting trail, as he immediately inked five Division I transfers, four of whom were former in-state standouts.

In year two, Gardner led the Jags to a 13-win season against one of the nation's stiffest schedules, including a 9-7 mark in league play and a finish in the top half of the league standings. He upped his program's win total to 14 in his third year while coaching the program's first Academic All-American (Matt O'Leary).

Gardner has shown he's a proven recruiter, inking talent, both through high school signees, transfers and graduate transfers.

While at Memphis, Gardner helped the Tigers to a 24-10 record as Shaq Goodwin and Joe Jackson earned All-Conference accolades. In addition, Memphis forward Austin Nichols was a unanimous selection to the American Athletics Conference All-Rookie Team after averaging 9.1 points and 4.2 boards per game. Gardner was a college teammate of current Memphis Head Coach Josh Pastner at Arizona.

Prior to coming to Memphis, Gardner was an assistant under Porter Moser at Loyola, helping the Ramblers to an eight-game improvement from 2011-12 to 2012-13. He coached Ben Averkamp to All-Horizon League accolades for two straight seasons, while Loyola point guard Cully Payne was a Bob Cousy Award nominee. He also helped recruit one of the top signing classes in the Horizon League prior to the 2012-13 season. Gardner's coaching career began in 2010 when he served as an assistant at nearby Cathedral High School.

Gardner's racked up numerous accolades during his prestigious high school, college and professional playing careers. He was a 1999 McDonald's and Parade All-American while at North Central High School, finishing his prep career with a school record 1,669 points. He was a two-time Gatorade Circle of Champions Indiana Player of the Year and was named the 1998-99 Indianapolis County Player of the Year by The Indianapolis Star and Indianapolis News. His senior season, he helped NCHS to the IHSAA 4A state championship and Tournament of Champions title while averaging 22.6 points, 4.7 rebounds, 4.0 assists and 3.0 steals per game.

The 5-foot-10 point guard was recruited to the University of Arizona by legendary Head Coach Lute Olsen, where he was a four-year All-American for the Wildcats. He was the 2002-03 Naismith National Player of the Year and Lowe's Senior CLASS award recipient. He was the 2000 consensus National Freshman of the Year and closed his career as one of four players in Pac-12 history with 1,500 points, 500 assists and 200 steals for a career. He helped lead Arizona to two Pac-12 regular season titles (2000, 2003) and four consecutive NCAA Tournament berths. The Wildcats made three Sweet Sixteens (2001, 2002, 2003), two Elite Eights (2001, 2003) and were the NCAA national runner-up in 2001. All total, Arizona won 107 games during Gardner's four seasons and he still holds school records for games started (135) and minutes played (4,825), while ranking third in school history with 1,984 career points. He also finished second in threes made (318) and fourth in assists (622). He earned his degree from the university in 2011 in disciplinary studies.

Gardner later played professionally overseas for more than eight years, primarily in Germany. In 2009, he was named MVP of German Basketball Bundesliga after helping Oldenburg to the league crown, averaging 13.7 points, 4.0 assists and 3.0 boards per game. He was a two-time Basketball Bundesliga All-Star, including starting the 2007 game.

Gardner is married to the former Jacquelyn Maxberry and the couple has four children, Jasper, Jason Jr., Jacob and Jackson.



THE GARDNER FILE

School: Arizona, '11

Seasons with IUPUI: fourth season

Career Record: 47-75 (4th year)

Coaching Experience:

..... 2014-pres., Head Coach, IUPUI

..... 2013-14, Assistant Coach, Memphis

..... 2011-13, Assistant Coach, Loyola (Ill.)

..... 2010-11, Assistant Coach, Cathedral H.S.



IUPUI PLAYER CAREER STATS

BRENNAN, Aaron

Season	gp-gs	min/avg	Total		3-Point		F-Throws		Rebounds										Scoring	
			fg-fga	pct	fg-fga	pct	ft-fita	pct	off	def	tot	avg	pf	fo	ast	to	blk	stl	pts	avg
2014-15	28-24	585/20.9	71-136	.522	3-8	.375	33-46	.717	36	52	88	3.1	72	1	27	44	7	21	178	6.4
2015-16	32-9	569/17.8	55-144	.382	1-9	.111	26-31	.839	37	78	115	3.6	68	0	33	31	11	12	137	4.3
2016-17	32-9	596/18.6	102-203	.502	27-57	.474	39-54	.722	27	85	112	3.5	76	4	26	30	10	16	270	8.4
2017-18	27-27	744/27.6	130-279	.466	27-79	.342	59-74	.797	37	83	120	4.4	67	3	46	47	16	28	346	12.8
TOTAL	119-69	2494/21.0	358-762	.470	58-153	.379	157-205	.766	137	298	435	3.7	283	8	132	152	44	77	931	7.8

HALL, Evan

Season	gp-gs	min/avg	Total		3-Point		F-Throws		Rebounds										Scoring	
			fg-fga	pct	fg-fga	pct	ft-fita	pct	off	def	tot	avg	pf	fo	ast	to	blk	stl	pts	avg
2015-16	23-11	383/16.7	50-97	.515	1-1	1.000	19-47	.404	41	50	91	4.0	67	4	14	17	7	10	120	5.2
2016-17	30-23	596/19.9	96-163	.589	0-0	.000	35-89	.393	73	83	156	5.2	83	1	14	40	24	16	227	7.6
2017-18	26-26	586/22.5	90-202	.446	0-0	.000	28-96	.292	70	93	163	6.3	72	1	17	49	23	18	208	8.0
TOTAL	79-60	1565/19.8	236-462	.511	1-1	1.000	82-232	.353	184	226	410	5.2	222	6	45	106	54	44	555	7.0

HENDERSON, T.J.

Season	gp-gs	min/avg	Total		3-Point		F-Throws		Rebounds										Scoring	
			fg-fga	pct	fg-fga	pct	ft-fita	pct	off	def	tot	avg	pf	fo	ast	to	blk	stl	pts	avg
2015-16	32-2	522/16.3	49-130	.377	22-64	.344	27-39	.692	5	48	53	1.7	48	1	35	44	2	30	147	4.6
2016-17	32-0	566/17.7	60-134	.448	30-75	.400	39-56	.696	10	40	50	1.6	58	1	52	38	5	32	189	5.9
2017-18	27-5	646/23.9	94-218	.431	35-102	.343	67-83	.807	15	51	66	2.4	51	0	53	67	6	29	290	10.7
TOTAL	91-7	1734/19.1	203-482	.421	87-241	.361	133-178	.747	30	139	169	1.9	157	2	140	149	13	91	626	6.9

HUDSON, Chad

Season	gp-gs	min/avg	Total		3-Point		F-Throws		Rebounds										Scoring	
			fg-fga	pct	fg-fga	pct	ft-fita	pct	off	def	tot	avg	pf	fo	ast	to	blk	stl	pts	avg
2016-17	10-0	23/2.3	1-4	.250	1-3	.333	1-4	.250	0	3	3	0.3	3	0	2	3	0	1	4	0.4
2017-18	7-0	25/3.6	2-6	.333	0-3	.000	5-7	.714	0	1	1	0.1	7	0	2	2	0	0	9	1.3
TOTAL	17-0	48/2.8	3-10	.300	1-6	.167	6-11	.545	0	4	4	0.2	10	0	4	5	0	1	13	0.8

McCALL, D.J.

Season	gp-gs	min/avg	Total		3-Point		F-Throws		Rebounds										Scoring	
			fg-fga	pct	fg-fga	pct	ft-fita	pct	off	def	tot	avg	pf	fo	ast	to	blk	stl	pts	avg
2014-15	31-15	664/21.4	52-124	.419	6-19	.316	39-61	.639	31	58	89	2.9	49	1	38	55	1	19	149	4.8
2016-17	32-22	678/21.2	51-120	.425	5-18	.278	45-77	.584	66	95	161	5.0	71	0	48	41	8	22	152	4.8
2017-18	26-24	702/27.0	65-152	.428	10-35	.286	31-49	.633	47	67	114	4.4	62	2	50	40	11	43	171	6.6
TOTAL	89-61	2044/23.0	168-396	.424	21-72	.292	115-187	.615	144	220	364	4.1	182	3	136	136	20	84	472	5.3

PATTERSON, Ron

Season	gp-gs	min/avg	Total		3-Point		F-Throws		Rebounds										Scoring	
			fg-fga	pct	fg-fga	pct	ft-fita	pct	off	def	tot	avg	pf	fo	ast	to	blk	stl	pts	avg
2016-17	32-10	757/23.7	107-242	.442	62-156	.397	21-30	.700	15	64	79	2.5	70	2	64	40	13	44	297	9.3
2017-18	27-25	765/28.3	105-251	.418	60-160	.375	23-34	.676	15	68	83	3.1	59	2	51	40	20	32	293	10.9
TOTAL	59-35	1522/25.8	212-493	.430	122-316	.386	44-64	.688	30	132	162	2.7	129	4	115	80	33	76	590	10.0

IUPUI PLAYER CAREER-HIGHS (bold means occurred in 2017-18 season)

	#0 JAYLEN MINNETT	#1 T.J. HENDERSON	#10 NICK ROGERS	#12 CHAD HUDSON	#22 D.J. McCALL	#24 EVAN HALL	#25 RON PATTERSON	#31 MAURICE KIRBY	#32 ELYJAH GOSS	#40 EVAN BORGMAN	#45 AARON BRENNAN
Points:	16 (2/4/18)	22 (2/10/18)	11 - 2x	3 - 2x	25 (11/28/17)	21 (1/11/17)	19 - 3x	16 (12/10/17)	10 (11/28/17)	6 (11/13/17)	25 - 2x
Rebounds:	4 - 2x	8 (12/22/17)	5 - 2x	1 - 4x	13 (12/3/16)	12 (2/19/18)	6 - 2x	9 (11/13/17)	12 (11/13/17)	3 (11/13/17)	11 - 2x
Assists:	3 (1/10/18)	6 (11/26/16)	6 - 2x	1 - 4x	7 (12/28/16)	4 (12/12/16)	6 - 2x	2 - 2x	2 (12/22/17)	---	4 - 4x
FG:	6 (2/4/18)	8 (12/22/17)	4 (1/2/18)	1 - 3x	9 (11/28/17)	10 (2/16/18)	8 (11/17/17)	8 (12/10/17)	4 - 2x	2 (11/13/17)	12 (11/17/17)
FGA:	14 (2/4/18)	12 - 6x	11 (1/2/18)	2 - 2x	20 (11/28/17)	15 (2/16/18)	16 (12/16/17)	12 (12/10/17)	8 (11/13/17)	3 (11/13/17)	17 - 2x
3FG:	4 - 2x	3 - 5x	2 - 2x	1 (12/12/16)	3 - 3x	1 (11/13/15)	6 (1/27/18)	---	1 - 3x	---	4 (1/10/18)
3FGA:	10 (2/4/18)	8 (1/4/18)	5 (12/30/17)	2 (12/12/16)	7 (11/28/17)	1 (11/13/15)	13 (12/16/17)	---	2 - 3x	1 (11/13/17)	9 (1/10/18)
FT:	4 (12/10/17)	9 (2/8/18)	8 - 2x	3 (11/13/17)	7 - 2x	8 (12/12/16)	4 (1/16/18)	5 (12/18/17)	4 - 2x	2 - 2x	7 (2/19/18)
FTA:	4 - 2x	10 (11/21/17)	10 (1/27/18)	4 (11/13/17)	10 (12/29/14)	9 - 2x	6 - 2x	6 (12/18/17)	6 (12/22/17)	2 - 3x	8 - 2x
Blocks:	1 (12/22/17)	2 - 3x	1 - 2x	---	2 (1/16/18)	4 (2/16/18)	3 (12/6/17)	2 - 2x	3 (11/13/17)	---	3 - 2x
Steals:	3 (12/2/17)	4 - 2x	2 - 4x	1 (11/18/16)	4 - 3x	3 (1/10/18)	4 - 2x	2 (12/10/17)	2 - 2x	---	3 - 4x
Minutes:	37 (11/11/17)	38 (11/17/17)	33 (1/4/18)	12 (11/13/17)	38 (2/19/15)	33 (1/18/17)	38 (11/17/17)	23 - 3x	23 (11/11/17)	13 (11/13/17)	36 (2/16/18)

LAST FOUR BOX SCORES

GAME #24 • IUPUI 78, CLEVELAND STATE 73 (INDIANA FARMERS COLISEUM)

Cleveland State 73 • 6-20, 3-10 HL

#	Player	Total		3-Ptr		Rebounds			PF	TP	A		To	Blk	Stl	Min
		FG-FGA	FG-FGA	FT-FTA	FT-FTA	Off	Def	Tot			A	To				
13	KENIC, Stefan	f	5-11	1-3	5-6	1	2	3	3	16	0	1	0	1	0	30
23	HAIRSTON, Jamarcus	f	1-3	0-1	0-0	0	2	2	1	2	1	2	0	1	1	22
04	CARPENTER, Kenny	g	3-9	1-3	6-6	2	4	6	2	13	2	1	0	0	0	39
05	APPLEBY, Tyree	g	6-9	3-5	0-0	0	0	0	4	15	1	6	0	1	1	21
20	WORD, Bobby	g	2-5	1-4	0-0	0	3	3	4	5	0	2	0	0	0	19
00	SLOAN, Derek		0-0	0-0	0-0	0	0	0	1	0	0	0	0	0	0	1
01	THOMAS, Kasheem		2-8	0-2	2-5	1	1	2	2	6	2	1	0	0	0	25
02	WRIGHT, Anthony		3-3	2-2	0-0	0	1	1	3	8	0	1	0	0	0	17
03	HIGHSMITH, Dontel		1-3	0-1	0-0	0	1	1	2	2	0	1	0	0	0	9
11	HALES, Terrell		1-1	0-0	0-0	0	0	0	1	2	0	0	0	1	8	9
22	CLAYBORNE, Evan		2-2	0-0	0-0	2	0	2	2	4	1	0	0	0	0	8
Team						1	1	2								
Totals			26-54	8-21	13-17	7	15	22	25	73	7	15	0	4	200	

FG % 1st Half: 11-27 40.7% 2nd half: 15-27 55.6% Game: 26-54 48.1% Deadball Rebounds 2
3FG % 1st Half: 3-11 27.3% 2nd half: 5-10 50.0% Game: 8-21 38.1%
FT % 1st Half: 0-2 0.0% 2nd half: 13-15 86.7% Game: 13-17 76.5%

IUPUI 78 • 8-16, 5-8 HL

#	Player	Total		3-Ptr		Rebounds			PF	TP	A		To	Blk	Stl	Min
		FG-FGA	FG-FGA	FT-FTA	FT-FTA	Off	Def	Tot			A	To				
24	HALL, Evan	f	2-3	0-0	2-7	2	4	6	4	6	0	2	0	0	0	19
45	BRENNAN, Aaron	f	7-9	1-1	2-3	2	2	4	3	17	1	1	0	1	1	28
10	ROGERS, Nick	g	2-3	0-0	0-1	0	1	1	2	4	0	4	0	0	0	12
22	McCALL, D.J.	g	2-6	0-1	2-2	2	5	7	2	6	1	2	1	1	33	33
25	PATTERSON, Ron	g	1-4	0-2	3-6	0	0	0	2	5	3	2	0	0	0	30
00	MINNETT, Jaylen		3-7	2-4	2-3	0	1	1	0	10	0	1	0	0	1	26
01	HENDERSON, T.J.		5-7	0-1	9-9	0	4	4	3	19	5	2	0	3	28	28
31	KIRBY, Maurice		0-1	0-0	2-2	0	2	2	1	2	0	2	1	0	1	15
32	GOSS, Elyjah		4-4	0-0	1-2	0	4	4	2	9	0	0	1	1	1	18
Team						0	0	0								
Totals			26-44	3-9	23-35	6	23	29	19	78	10	16	3	6	200	

FG % 1st Half: 14-23 60.9% 2nd half: 12-21 57.1% Game: 26-44 59.1% Deadball Rebounds 9
3FG % 1st Half: 3-6 50.0% 2nd half: 0-3 0.0% Game: 3-9 33.3%
FT % 1st Half: 4-6 66.7% 2nd half: 19-29 65.5% Game: 23-35 65.7%

Officials: Bo Boroski (R), Bill Ek, John Floyd
Technical fouls: Cleveland State-APPLEBY, Tyree. IUPUI-HALL, Evan.
Attendance: 910

Score by periods				1st	2nd	Total				
Cleveland State				25	48	73				
IUPUI				35	43	78				

Last FG - CSU 2nd-00:25, IUPUI 2nd-01:51.
Largest lead - CSU by 6 1st-15:48, IUPUI by 20 2nd-12:04.
CSU led for 04:51. IUPUI led for 32:38. Game was tied for 02:31.

Score tied - 1 time.
Lead changed - 1 time.

GAME #25 • YOUNGSTOWN STATE 84, IUPUI 80 (INDIANA FARMERS COLISEUM)

Youngstown State 84 • 7-20, 5-9 HL

#	Player	Total		3-Ptr		Rebounds			PF	TP	A		To	Blk	Stl	Min
		FG-FGA	FG-FGA	FT-FTA	FT-FTA	Off	Def	Tot			A	To				
02	HAYGOOD, Devin	f	2-4	0-1	0-0	0	2	2	5	4	1	2	0	0	0	20
33	BOHANNON, Naz	f	3-7	0-0	0-0	6	3	9	4	6	2	3	0	2	25	25
01	HARTFIELD, Braun	g	2-6	0-4	2-4	0	4	4	2	6	4	0	0	2	37	37
24	MORSE, Cameron	g	8-17	4-10	8-8	1	2	3	0	28	3	1	2	0	38	38
32	COVINGTON, Garrett	g	5-7	3-3	1-2	0	2	2	3	14	2	1	0	0	24	24
00	ROBINSON, Tyree		3-4	0-0	5-6	0	0	0	4	11	0	2	1	1	14	14
04	BENTON, Jaylen		5-6	1-1	1-2	0	0	0	2	12	2	1	0	1	15	15
05	FERGUSON, Jeremiah		1-5	1-4	0-0	0	1	1	1	3	0	1	0	2	12	12
11	RITTER, Dan		0-0	0-0	0-0	0	0	0	0	0	0	0	0	0	0	0
21	ANABIR, Noe		0-0	0-0	0-0	0	2	2	1	0	3	0	1	0	9	9
31	AKUCHIE, Michael		0-0	0-0	0-0	0	1	1	0	0	0	0	2	0	6	6
Team						0	2	2								
Totals			29-56	9-23	17-22	7	19	26	22	84	17	11	6	8	200	

FG % 1st Half: 15-28 53.6% 2nd half: 14-28 50.0% Game: 29-56 51.8% Deadball Rebounds 2
3FG % 1st Half: 6-13 46.2% 2nd half: 3-10 30.0% Game: 9-23 39.1%
FT % 1st Half: 11-15 73.3% 2nd half: 6-7 85.7% Game: 17-22 77.3%

IUPUI 80 • 8-17, 5-9 HL

#	Player	Total		3-Ptr		Rebounds			PF	TP	A		To	Blk	Stl	Min
		FG-FGA	FG-FGA	FT-FTA	FT-FTA	Off	Def	Tot			A	To				
24	HALL, Evan	f	2-6	0-0	1-6	3	4	7	1	5	1	0	0	1	25	25
45	BRENNAN, Aaron	f	6-11	0-3	4-4	0	4	4	4	16	1	0	0	0	27	27
10	ROGERS, Nick	g	1-3	1-1	0-0	0	1	1	0	3	4	3	0	0	16	16
22	McCALL, D.J.	g	0-2	0-0	2-2	2	0	2	3	2	1	3	0	0	20	20
25	PATTERSON, Ron	g	6-12	2-7	3-4	2	3	5	2	17	0	2	1	4	31	31
00	MINNETT, Jaylen		3-6	3-5	0-0	0	1	1	2	9	2	2	0	1	26	26
01	HENDERSON, T.J.		7-12	2-4	6-8	0	2	2	2	22	1	4	1	2	27	27
31	KIRBY, Maurice		0-2	0-0	2-2	1	3	4	2	2	0	1	0	0	11	11
32	GOSS, Elyjah		1-2	0-0	2-2	3	2	5	2	4	0	0	0	0	17	17
Team						4	2	6								
Totals			26-56	8-20	20-28	15	22	37	18	80	10	15	2	8	200	

FG % 1st Half: 11-30 36.7% 2nd half: 15-26 57.7% Game: 26-56 46.4% Deadball Rebounds 4,1
3FG % 1st Half: 4-11 36.4% 2nd half: 4-9 44.4% Game: 8-20 40.0%
FT % 1st Half: 11-17 64.7% 2nd half: 9-11 81.8% Game: 20-28 71.4%

Officials: Adam Vandenburg (R), Anthony Burris, Michael Kitts
Technical fouls: Youngstown State-None. IUPUI-None.
Attendance: 905

Score by periods				1st	2nd	Total				
Youngstown State				47	37	84				
IUPUI				37	43	80				

Last FG - YSU 2nd-00:21, IUPUI 2nd-00:29.
Largest lead - YSU by 15 2nd-19:13, IUPUI None.
YSU led for 37:23. IUPUI led for 00:00. Game was tied for 02:37.

Score tied - 3 times.
Lead changed - 0 times.

GAME #26 • IUPUI 76, MILWAUKEE 71 (OT) (MILWAUKEE, WISC.)

IUPUI 76 • 9-17, 6-9

#	Player	Total		3-Ptr		Rebounds			PF	TP	A		To	Blk	Stl	Min
		FG-FGA	FG-FGA	FT-FTA	FT-FTA	Off	Def	Tot			A	To				
24	HALL, Evan	f	10-15	0-0	0-3	5	5	10	2	20	1	1	4	2	32	32
45	BRENNAN, Aaron	f	4-9	1-2	0-0	3	3	6	1	9	1	1	1	2	36	36
10	ROGERS, Nick	g	3-6	1-3	0-0	0	5	5	2	7	1	1	0	0	28	28
22	McCALL, D.J.	g	3-13	0-3	3-3	3	2	5	2	9	2	2	1	1	33	33
25	PATTERSON, Ron	g	3-6	2-3	0-0	0	4	4	5	8	0	0	2	1	25	25
00	MINNETT, Jaylen		0-3	0-1	3-4	0	1	1	0	3	1	1	0	0	18	18
01	HENDERSON, T.J.		6-12	2-4	0-1	0	3	3	3	14	3	3	0	1	31	31
31	KIRBY, Maurice		2-4	0-0	0-1	4	1	5	2	4	1	1	0	0	13	13
32	GOSS, Elyjah		1-2	0-0	0-0	2	0	2	2	2	0	0	0	0	9	9
Team						1	1	2								
Totals			32-70	6-16	6-12	18	25	43	19	76	10	10	8	7	225	

FG % 1st Half: 17-39 43.6% 2nd half: 12-26 46.2% OT: 3-5 60.0% Game: 32-70 45.7% Deadball Rebounds 2
3FG % 1st Half: 4-8 50.0% 2nd half: 1-7 14.3% OT: 1-1 100.0% Game: 6-16 37.5%
FT % 1st Half: 0-0 0.0% 2nd half: 1-5 20.0% OT: 5-7 71.4% Game: 6-12 50.0%

Milwaukee 71 • 14-15, 7-9

#	Player		Total		3-Ptr		Rebounds			PF	TP	A	TO	Blk	Stl	Min
			FG-FGA	FG-FGA	FT-FTA	Off	Def	Tot								
24	NZE, Bryce	f	4-6	0-1	1-2	7	10	17	3	9	1	2	4	1	43	
50	PRAHL, Brett	f	9-11	0-0	4-4	5	2	7	3	22	1	0	3	0	38	
00	BARNES, Bryce	g	0-1	0-1	1-5	0	2	2	3	1	1	0	0	0	20	
01	BELL, Jeremiah	g	9-22	4-9	7-8	1	2	3	3	29	1	4	0	4	35	
03	STULL, Brock	g	0-7	0-3	0-0	0	4	4	2	0	8	2	0	0	41	
05	WARREN-NEWSOME, C.		3-11	2-7	2-2	1	1	2	1	10	2	1	0	1	33	
13	HAAS, August		0-1	0-1	0-0	0	0	0	1	0	0	0	0	0	7	
14	JOHNSON, Vance		0-2	0-0	0-0	0	0	0	1	0	0	1	2	0	8	
	Team					1	3	4								
	Totals		25-61	6-22	15-21	15	24	39	17	71	14	10	9	6	225	

Official Basketball Box Score -- Game Totals -- Final Statistics
 IUPUI vs Wright State
 12/30/17 4:10 pm at Dayton, OH



IUPUI 52 • 3-10, 0-2 HL

##	Player		Total	3-Ptr	FT-FTA	Rebounds			PF	TP	A	TO	Blk	Stl	Min
			FG-FGA	FG-FGA		Off	Def	Tot							
24	HALL, Evan	f	1-3	0-0	1-2	2	4	6	3	3	1	3	0	1	21
45	BRENNAN, Aaron	f	3-10	1-3	0-0	0	2	2	0	7	2	4	1	1	26
10	ROGERS, Nick	g	2-9	1-5	1-2	0	1	1	1	6	2	2	0	0	25
22	McCALL, D.J.	g	2-4	0-2	1-2	1	2	3	1	5	0	1	0	0	28
25	PATTERSON, Ron	g	4-6	2-4	0-0	1	1	2	3	10	1	1	0	0	25
00	MINNETT, Jaylen		3-5	3-5	2-3	0	1	1	1	11	2	2	0	0	25
01	HENDERSON, T.J.		2-7	0-3	2-2	0	1	1	3	6	1	3	0	1	20
31	KIRBY, Maurice		0-3	0-0	2-4	0	3	3	3	2	0	0	0	0	13
32	GOSS, Elyjah		1-4	0-1	0-0	1	3	4	0	2	0	1	1	2	17
Team						2	4	6							
Totals			18-51	7-23	9-15	7	22	29	15	52	9	17	2	5	200

FG % 1st Half: 7-24 29.2% 2nd half: 11-27 40.7% Game: 18-51 35.3%
 3FG % 1st Half: 2-9 22.2% 2nd half: 5-14 35.7% Game: 7-23 30.4%
 FT % 1st Half: 3-4 75.0% 2nd half: 6-11 54.5% Game: 9-15 60.0%

Deadball
Rebounds
3

Wright State 60 • 10-5, 2-0 HL

##	Player		Total	3-Ptr	FT-FTA	Rebounds			PF	TP	A	TO	Blk	Stl	Min
			FG-FGA	FG-FGA		Off	Def	Tot							
11	LOVE, Loudon	f	3-4	0-0	0-0	1	4	5	5	6	1	2	0	0	21
22	ERNSTHAUSEN, Parker	c	3-3	0-0	4-4	2	2	4	1	10	1	2	0	2	31
01	MITCHELL, Justin	g	5-10	1-2	0-0	0	13	13	2	11	4	8	0	4	33
03	HUGHES, Mark	g	0-2	0-2	0-0	0	0	0	0	0	0	1	0	1	6
13	BENZINGER, Grant	g	5-10	4-7	2-2	2	1	3	3	16	1	0	0	0	25
00	HALL, Jaylon		3-10	1-4	2-3	1	1	2	0	9	2	4	0	2	29
02	WINCHESTER, Everett		1-4	0-0	0-2	1	2	3	2	2	1	2	1	0	18
31	ENTRY, Cole		2-8	0-4	2-2	0	6	6	0	6	3	0	0	1	37
Team						2	0	2				1			
Totals			22-51	6-19	10-13	9	29	38	13	60	13	20	1	10	200

FG % 1st Half: 10-25 40.0% 2nd half: 12-26 46.2% Game: 22-51 43.1%
 3FG % 1st Half: 2-8 25.0% 2nd half: 4-11 36.4% Game: 6-19 31.6%
 FT % 1st Half: 4-7 57.1% 2nd half: 6-6 100.0 Game: 10-13 76.9%

Deadball
Rebounds
1

Officials: Ron Tyburski, Scott Siville, John Hampton
 Technical fouls: IUPUI-None. Wright State-None.
 Attendance: 3649

Score by periods	1st	2nd	Total
IUPUI	19	33	52
Wright State	26	34	60

	In	Off	2nd	Fast	
Points	Paint	T/O	Chance	Break	Bench
IUPUI	18	14	3	6	21
WRST	22	13	5	2	17

Last FG - IUPUI 2nd-01:45, WRST 2nd-00:08.
 Largest lead - IUPUI by 6 1st-16:52, WRST by 10 2nd-12:31.
 IUPUI led for 11:10. WRST led for 28:28. Game was tied for 00:15.

Score tied - 0 times.
 Lead changed - 5 times.